



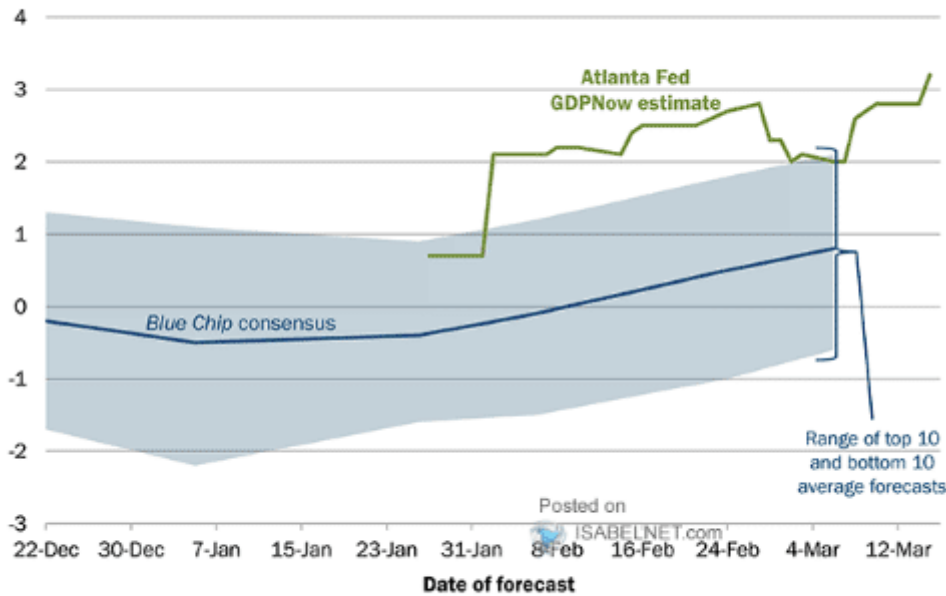
## Fed Mandates or Financial Stability

Heading into next week's FOMC meeting, the Fed's big dilemma is whether to address recent financial instability or adhere to their Fed mandates. Per the San Francisco Fed: *“Congress has given the Fed **two coequal goals for monetary policy**: first, maximum employment; and, second, stable prices, meaning low, stable inflation.”* The Fed's mandates argue the Fed should continue to focus on inflation. The unemployment is at historic lows which some at the Fed argue is too low. Prices, on the other hand are far from low and stable. Economic activity, which significantly affects employment and prices, is robust. The Atlanta Fed estimates 3+% GDP growth for the first quarter.

Based on the Fed mandates, the Fed should remain aggressive toward fighting inflation. Jerome Powell told Congress as much a week ago. Then came Silicon Valley Bank and Credit Suisse. The Fed has a self-created third mandate, financial stability. Financial stability often trumps the Congressional mandates. Investors are pricing in a 25bps rate hike, down from 50bps a week ago. More importantly, the markets imply Fed Funds will end the year at 3.75-4.00%. Quite the decline from 5.50-5.75%! Will the Fed aggravate inflation by ignoring its Fed mandate and focus on financial instability?

### Evolution of Atlanta Fed GDPNow real GDP estimate for 2023: Q1

Quarterly percent change (SAAR)

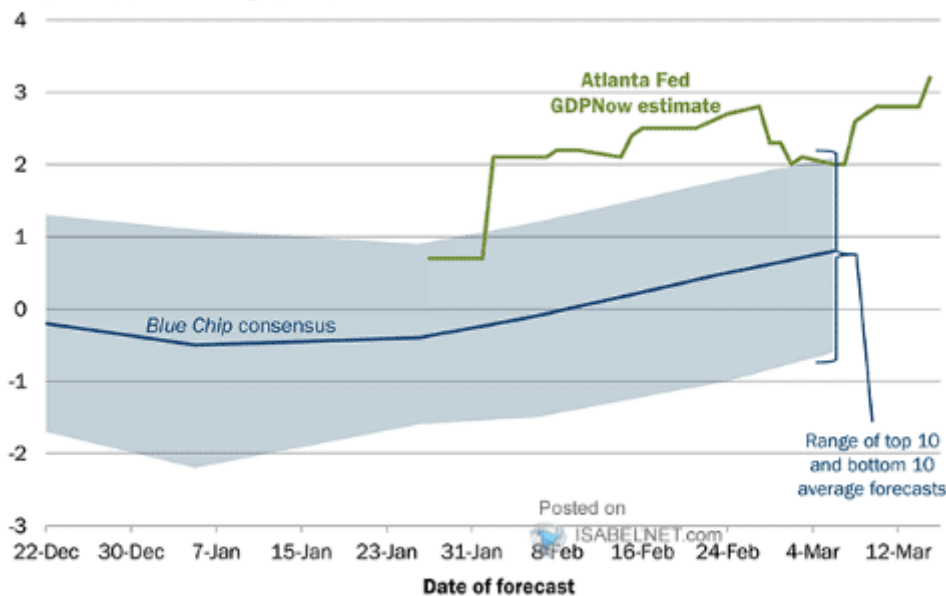


Sources: Blue Chip Economic Indicators and Blue Chip Financial Forecasts

Note: The top (bottom) 10 average forecast is an average of the highest (lowest) 10 forecasts in the Blue Chip survey.

### Evolution of Atlanta Fed GDPNow real GDP estimate for 2023: Q1

Quarterly percent change (SAAR)



Sources: Blue Chip Economic Indicators and Blue Chip Financial Forecasts

Note: The top (bottom) 10 average forecast is an average of the highest (lowest) 10 forecasts in the Blue Chip survey.

## What To Watch Today

### Economics

Time	Event	Impact	Actual	Dev	Consensus	Previous	
<b>FRIDAY, MARCH 17</b>							
13:15	USD Capacity Utilization(Feb)		-	-	78.4%	78.3%	
13:15	USD Industrial Production (MoM)(Feb)		-	-	0.2%	0%	
14:00	USD Michigan Consumer Sentiment Index(Mar) PREL		-	-	67	67	
14:00	USD UoM 5-year Consumer Inflation Expectation(Mar) PREL		-	-	-	2.9%	
17:00	USD Baker Hughes US Oil Rig Count		-	-	-	590	
19:30	USD CFTC Gold NC Net Positions		-	-	-	\$107.1K	
19:30	USD CFTC Oil NC Net Positions		-	-	-	219.7K	
19:30	USD CFTC S&P 500 NC Net Positions		-	-	-	-\$234.3K	

Time	Event	Impact	Actual	Dev	Consensus	Previous	
<b>FRIDAY, MARCH 17</b>							
13:15	USD Capacity Utilization(Feb)		-	-	78.4%	78.3%	
13:15	USD Industrial Production (MoM)(Feb)		-	-	0.2%	0%	
14:00	USD Michigan Consumer Sentiment Index(Mar) PREL		-	-	67	67	
14:00	USD UoM 5-year Consumer Inflation Expectation(Mar) PREL		-	-	-	2.9%	
17:00	USD Baker Hughes US Oil Rig Count		-	-	-	590	
19:30	USD CFTC Gold NC Net Positions		-	-	-	\$107.1K	
19:30	USD CFTC Oil NC Net Positions		-	-	-	219.7K	
19:30	USD CFTC S&P 500 NC Net Positions		-	-	-	-\$234.3K	

## Earnings

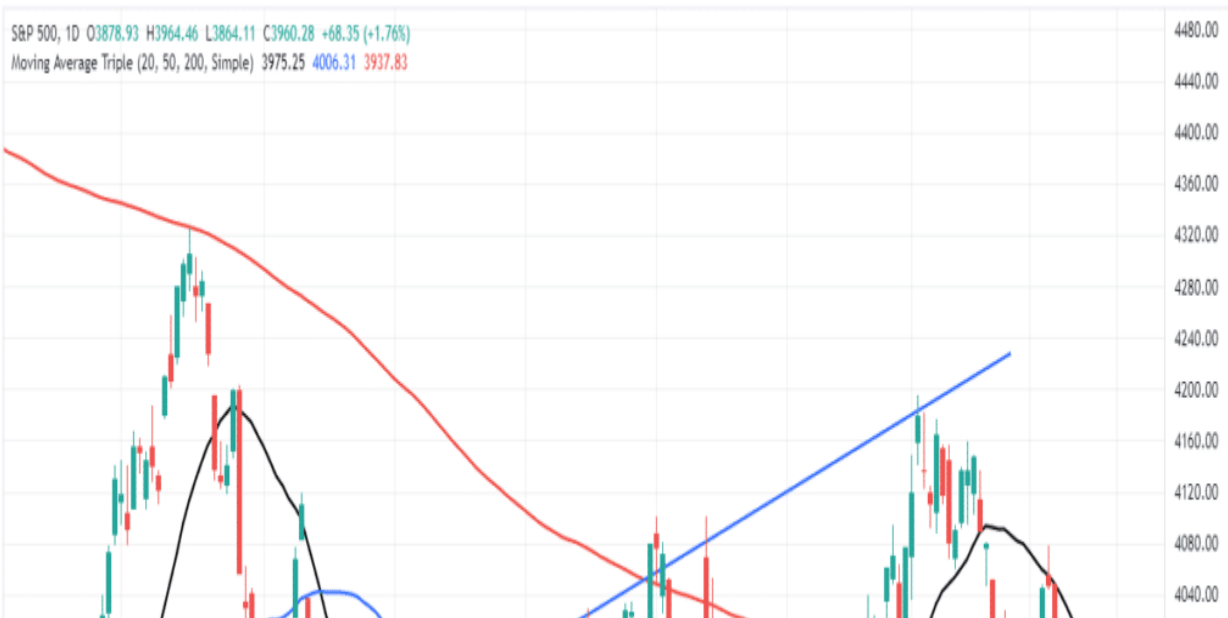
- *No notable earnings reports*

## Market Regains Broken Support ? Bulls Maintain Control

As I noted several times over the last few days, the broken support of the 200-DMA was important. However, a break of support needs to confirm itself by staying below that support for a trading week. Yesterday, the market rallied on news of more bank bailouts that pushed the money back into the market. The rally, led by Technology stocks, cleared the 200-DMA putting the bulls back in control of the market narrative.



TradingView



However, while reclaiming the 200-DMA is important, the market now faces several more challenges ahead with the broken bullish trend line, the 20-DMA, and the 50-DMA all between current levels and 4000 on the index. Those resistance levels will likely limit the upside in the market ahead of the FOMC meeting next Wednesday.

If the market clears 4000, you can increase equity allocations accordingly. If not, we may be looking at another leg lower short term. Remain cautious for now and pick your spots to increase risk cautiously.



THE Bull Bear REPORT  
BY SimpleVisor™

The most important things you need to know about the markets.  
> Subscribe today

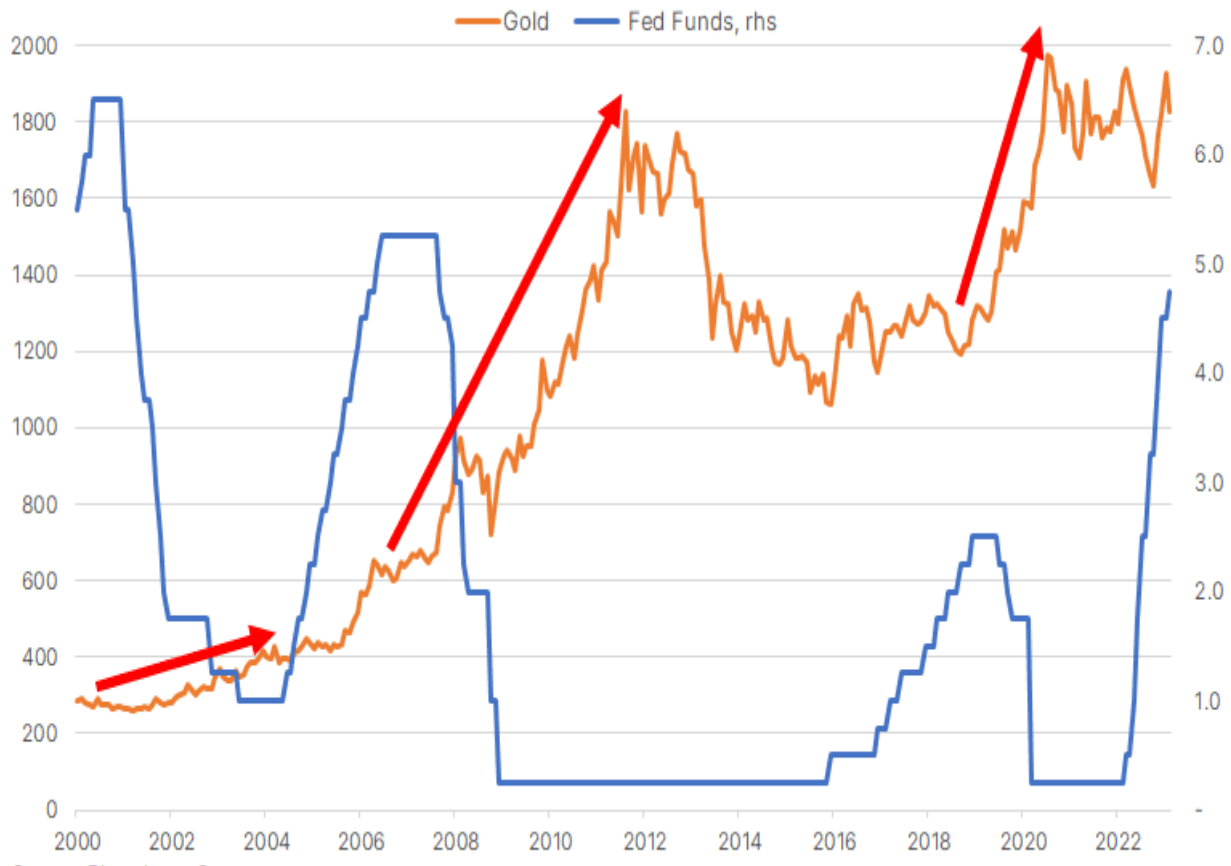
## Time for Gold?

As noted in the opening, the market expects the Fed to cut rates aggressively later this year. As the market rapidly repriced Fed Fund expectations, gold rose sharply. Gold rose over \$100 per ounce in just the last week. Gold is not necessarily soaring because of banking problems. The graph below from Ole Hansen of Saxo Bank shows that gold tends to have strong rallies when the Fed lowers interest rates. Gold investors are betting on an easy Fed. We also wrote about this phenomenon in [Gold Investors Are Betting on the Fed](#). To wit:

*The bottom line, gold prices are highly correlated with real yields when real yields are near or below zero. The correlation is negative, meaning that as real yields fall, gold prices rise. **Said differently, gold prices increase when the Fed enacts a monetary policy that is too stimulative given the circumstances.***

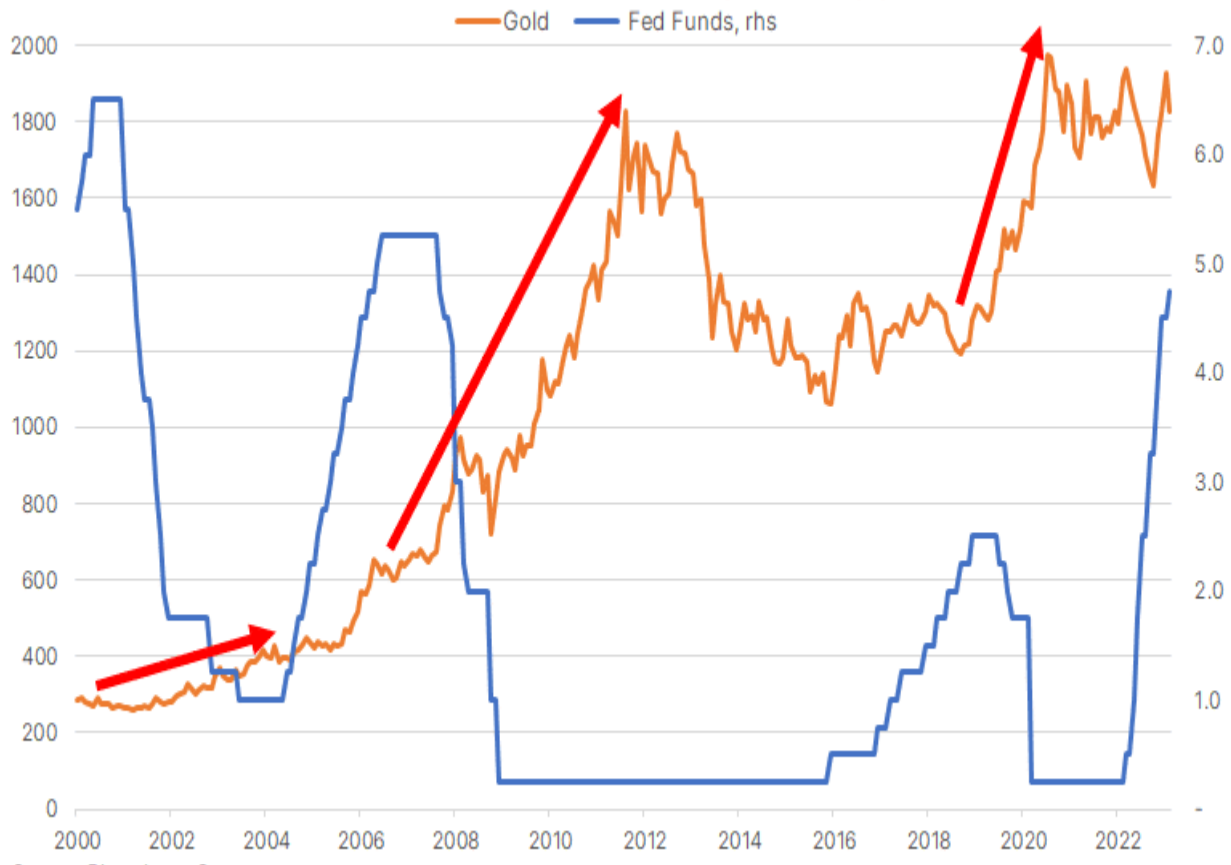
If the market is correct and the Fed is close to starting an easing campaign, gold may be in the early innings of a rally. However, gold can easily give up recent gains if fighting inflation remains goal number one. Longer term, the odds of a recession are high, in our opinion. Therefore a gold rally and decline in Fed Funds is likely, but it may not start yet.

### Fed funds peaks have in the past signaled big gold rallies



Source: Bloomberg, Saxo

### Fed funds peaks have in the past signaled big gold rallies



Source: Bloomberg, Saxo

## **Bear Stearns and the Pandemic; This Day in History**

On March 16, 2020, exactly three years ago, the S&P 500 fell from 2711 to 2386, a 12% decline. While not as significant in percentage terms as 1987, it was the largest daily point decline. That happened a day after the Fed held an emergency meeting, cutting rates from 1.25% to 0%. They also enacted a massive \$700 billion QE program and cut reserve requirements for banks to zero.

The market's reaction was fearful despite the unprecedented Fed response. The market would sputter around for another week or two before a massive surge lasting the remainder of 2020 and 2021.

Also, on this day in 2008, JPM bought failing Bear Stearns for \$2 per share. As a result of financial instability, the Fed cut rates from 3% to zero by the end of 2008. The stock market seemed to ignore the failure of a Wall Street powerhouse and instead focus on the bailout and Fed reaction. The S&P 500 would rally over 15% in the next two months, only to be cut in half in the next ten months.

We remind you of both events, not because they occurred on this day, but because they show the initial market reaction to Fed action can be wrong. Prudence is advised.



News release: IMMEDIATE

**JPMorgan Chase To Acquire Bear Stearns**

**New York, March 16, 2008** -- JPMorgan Chase & Co. (NYSE: JPM) announced it is acquiring The Bear Stearns Companies Inc. (NYSE: BSC). The Boards of Directors of both companies have unanimously approved the transaction.

The transaction will be a stock-for-stock exchange. JPMorgan Chase will exchange 0.05473 shares of JPMorgan Chase common stock per one share of Bear Stearns stock. Based on the closing price of March 15, 2008, the transaction would have a value of approximately \$2 per share.

Effective immediately, JPMorgan Chase is guaranteeing the trading obligations of Bear Stearns and its subsidiaries and is providing management oversight for its operations. Other than shareholder approval, the closing is not subject to any material conditions. The transaction is expected to have an expedited close by the end of the calendar second quarter 2008. The Federal Reserve, the Office of the Comptroller of the Currency (OCC) and other federal agencies have given all necessary approvals.

In addition to the financing the Federal Reserve ordinarily provides through its Discount Window, the Fed will provide special financing in connection with this transaction. The Fed has agreed to fund up to \$30 billion of Bear Stearns' less liquid assets.

"JPMorgan Chase stands behind Bear Stearns," said Jamie Dimon, Chairman and Chief Executive Officer of JPMorgan Chase. "Bear Stearns' clients and counterparties should feel secure that JPMorgan is guaranteeing Bear Stearns' counterparty risk. We welcome their clients, counterparties and employees to our firm, and we are glad to be their partner."

Dimon added, "This transaction will provide good long-term value for JPMorgan Chase shareholders. This acquisition meets our key criteria: we are taking reasonable risk, we have built in an appropriate margin for error, it strengthens our business, and we have a clear ability to execute."

"The past week has been an incredibly difficult time for Bear Stearns. This transaction represents the best outcome for all of our constituencies based upon the current circumstances," said Alan

*Investor Contacts:*

JPMorgan Chase  
Julia Bates  
[\(212\) 270-7318](tel:(212)270-7318)

Bear Stearns  
Elizabeth Ventura  
[\(212\) 272-9251](tel:(212)272-9251)

*Media Contacts:*

JPMorgan Chase  
Kristin Lemkau  
[\(212\) 270-7454](tel:(212)270-7454)  
Joseph Evangelisti  
[\(212\) 270-7438](tel:(212)270-7438)  
Bear Stearns  
Russell Sherman  
[\(212\) 272-5219](tel:(212)272-5219)

J.P. Morgan Chase & Co.  
News Release

Schwartz, President and Chief Executive officer of Bear Stearns. "I am incredibly proud of our employees and believe they will continue to add tremendous value to the new enterprise."

The transaction is expected to be ultimately accretive to JPMorgan Chase's annual earnings.

"This transaction helps us fill out some of the gaps in our franchise with manageable overlap," said Steve Black, co-CEO of JPMorgan Investment Bank. "We know the Bear





---

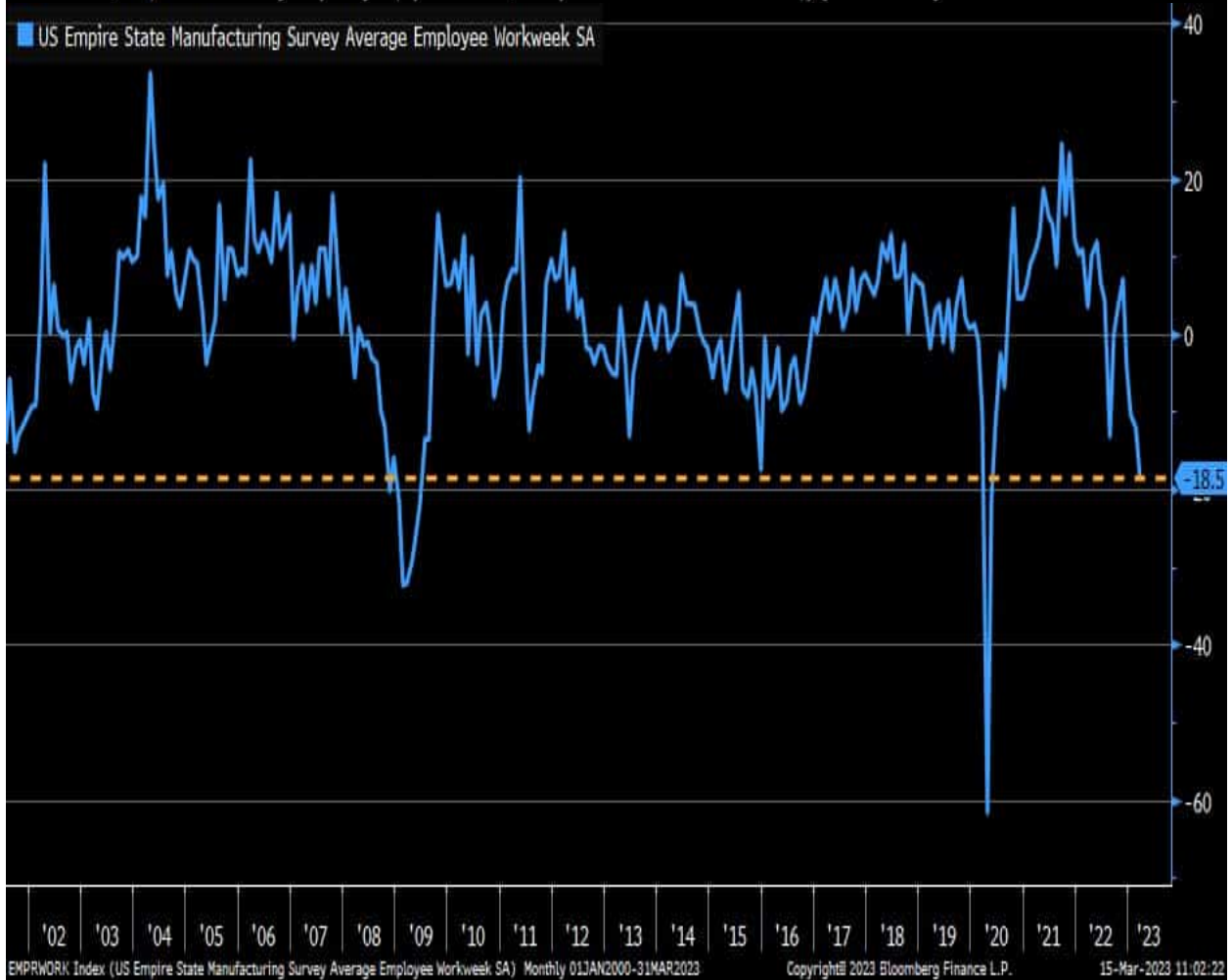
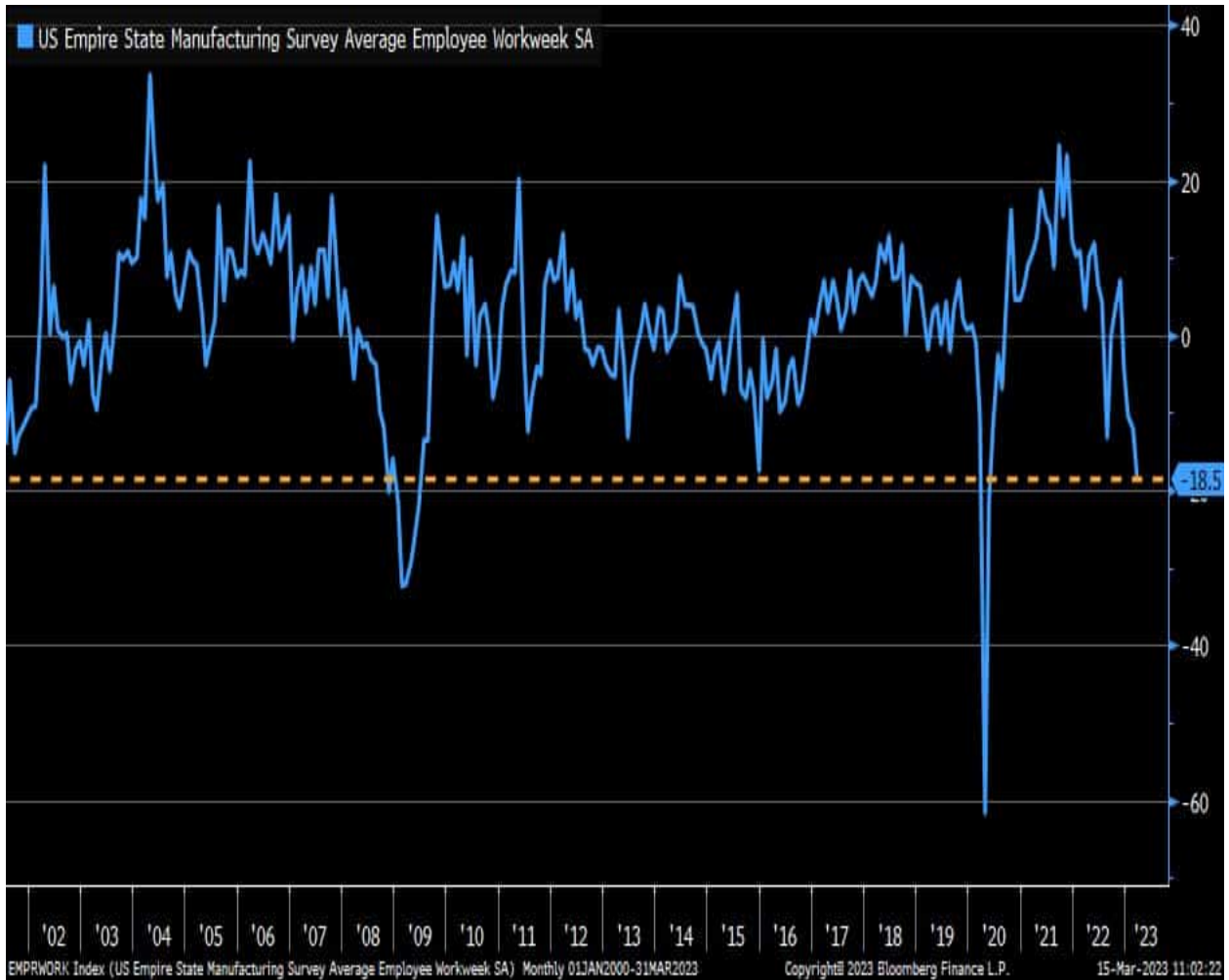
## New York and Philadelphia Point to a Recession

The New York Empire and Philadelphia Manufacturing Surveys were much weaker than expected. These regional surveys of business leaders tend to be good leading economic indicators.

The [Empire index](#) fell to -24.6 versus expectations of -7.7. There are two subcomponents in the report worth discussing. Per the Empire report:

*The new orders index fell fourteen points to -21.7, indicating that orders declined substantially, and the shipments index fell fourteen points to -13.4, pointing to a decline in shipments.*

New Orders are one of the best leading economic indicators. Currently, the broad ISM New Orders index is at levels on par with prior recessions. The Empire survey confirms that warning. The second concerning signal is in the chart below. While unemployment sits near 50-year lows and initial jobless claims are equally strong, the average employee workweek is declining. Often, companies will cut back on hours before firing employees. This may indicate that the labor market is about to weaken.



The Philadelphia Fed was also weaker than expected at -23.2 vs. -15.5. Prices paid and received are still above zero, but the percentage responding that they see higher prices are falling quickly. Like the Empire report, new orders fell sharply, from -13.6 to -28.2. The number of employees and average workweek declined into negative territory.

The problem with both surveys is they do not reflect the recent banking crisis. Recent events will likely make them more negative on their immediate economic prospects.

## **Tweet of the Day**




Markets & Mayhem

@Mayhem4Markets



Bank failures since 2000 (in nominal terms)

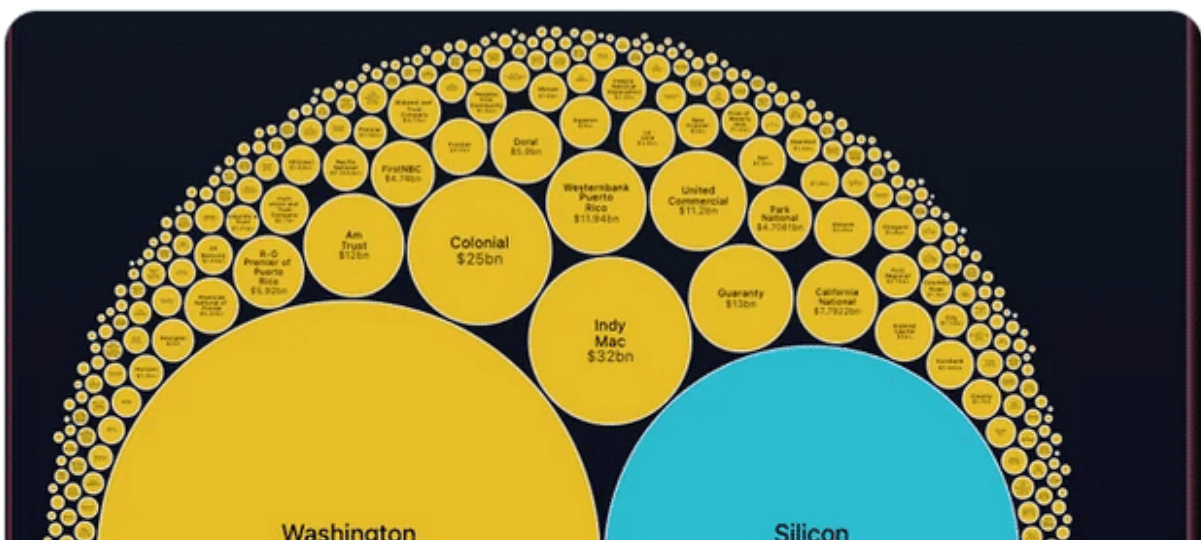


Markets & Mayhem

@Mayhem4Markets



Bank failures since 2000 (in nominal terms)



---

**Please [subscribe to the daily commentary](#) to receive these updates every morning before the opening bell.**

*If you found this blog useful, please send it to someone else, share it on social media, or contact us to set up a meeting.*