

## Five Dividend Aristocrat Royalty Stocks

This week's scan seeks to find royalty among the Dividend Aristocrats. Dividend Aristocrats are companies that have increased dividends for at least 25 consecutive years. They must also be in the S&P 500 and actively traded to qualify.

We scanned the Dividend Aristocrats in January. At the time, we were focused on growth to support future dividend payments and value. This time we are eyeing the dividend yield and the ten-year growth rate of the dividends. Our sort starts with the 11 Aristocrats sporting dividend yields greater than 4%. We then pick the five stocks with the best dividend growth over the last ten years.

### Screening Criteria

Ticker	Dividend Yield	10-Year Dividend Growth	Years of Annual Dividend Increases
TROW	4.50%	13.29%	36
BEN	4.98%	12.88%	42
VFC	7.44%	12.36%	49
MMM	5.03%	10.41%	64
WBA	5.38%	8.98%	47

The royalty, shown above, have quite the track record of raising dividends annually. As shown, MMM leads the pack, having increased its dividend for 64 years in a row. Equally impressive, they have grown it by about 10% on average in each of the last ten years.

### Company Summaries (all descriptions courtesy SimpleVisor)

T. Rowe Price Group, Inc. (TROW)

## T. Rowe Price Group, Inc. (TROW) - Asset Management

### Description

T. Rowe Price Group, Inc. is a publicly owned investment manager. The firm provides its services to individuals, institutional investors, retirement plans, financial intermediaries, and institutions. It launches and manages equity and fixed income mutual funds. The firm invests in the public equity and fixed income markets across the globe. It employs fundamental and quantitative analysis with a bottom-up approach. The firm utilizes in-house and external research to make its investments. It employs socially responsible investing with a focus on environmental, social, and governance issues. It makes investment in late-stage venture capital transactions and usually invests between \$3 million and \$5 million. The firm was previously known as T. Rowe Group, Inc. and T. Rowe Price Associates, Inc. T. Rowe Price Group, Inc. was founded in 1937 and is based in Baltimore, Maryland, with additional offices in Colorado Springs, Colorado; Owings Mills, Maryland; San Francisco, California; New York, New York; Philadelphia, Pennsylvania; Tampa, Florida; Toronto, Ontario; Hellerup, Denmark; Amsterdam, The Netherlands; Luxembourg, Grand Duchy of Luxembourg; Zurich, Switzerland; Dubai, United Arab Emirates; London, United Kingdom; Sydney, New South Wales; Hong Kong; Tokyo, Japan; Singapore; Frankfurt, Germany; Madrid, Spain; Milan, Italy; Stockholm, Sweden; Melbourne, Australia, and Amsterdam, Netherlands.

Latest Price (Nov 3, 2022, 10:57:37 AM)

**\$102.57** ▼ (-\$2.09) (-2.00%)

Last Close

\$104.66

Open

\$102.22

Volume

656,700

Annual Div.

\$3.78

Mkt Cap (mn)

\$23,508.84

52 Week Range

\$93.53

\$223.36

Day Range

\$100.94

Avg. Volume (3m)

1,675,267

Div. Yield

3.67%

Beta

1.34



## Franklin Resources, Inc. (BEN) - Asset Management

### Description

Franklin Resources, Inc. is a publicly owned asset management holding company. Through its subsidiaries, the firm provides its services to individuals, institutions, pension plans, trusts, and partnerships. It launches equity, fixed income, balanced, and multi-asset mutual funds through its subsidiaries. The firm invests in the public equity, fixed income, and alternative markets. Franklin Resources, Inc. was founded in 1947 and is based in San Mateo, California with an additional office in Hyderabad, India.

Latest Price (Nov 3, 2022, 10:56:49 AM)

**\$22.39** ▼ (-\$0.17) (-0.75%)

Last Close

\$22.56

Open

\$22.18

Volume

963,275

Annual Div.

\$1.09

Mkt Cap (mn)

\$11,235.19

52 Week Range

\$20.24

\$37.14

Day Range

\$21.95

Avg. Volume (3m)

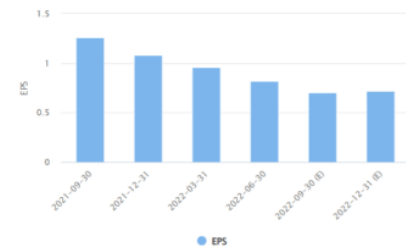
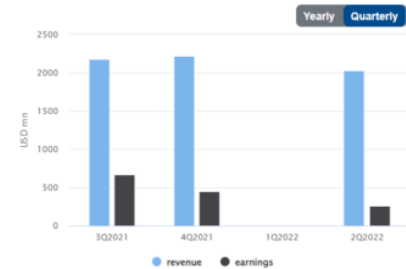
2,945,875

Div. Yield

4.83%

Beta

1.19



## V.F. Corporation (VFC)

### V.F. Corporation (VFC) - Apparel Manufacturing

#### Description

V.F. Corporation, together with its subsidiaries, engages in the design, procurement, marketing, and distribution of branded lifestyle apparel, footwear, and related products for men, women, and children in the Americas, Europe, and the Asia-Pacific. It operates through three segments: Outdoor, Active, and Work. The company offers outdoor, merino wool and other natural fibers-based, lifestyle, and casual apparel; footwear; equipment; accessories; outdoor-inspired, performance-based, youth culture/action sports-inspired, streetwear, and protective work footwear, handbags, luggage, backpacks, and totes; and work and work-inspired lifestyle apparel and footwear. It provides its products under the North Face, Timberland, Smartwool, Icebreaker, Altra, Vans, Supreme, Kipling, Napapijri, Eastpak, JanSport, Dickies, and Timberland PRO brand names. The company sells its products primarily to specialty stores, department stores, national chains, and mass merchants, as well as sells through direct-to-consumer operations, including retail stores, concession retail stores, and e-commerce sites, and other digital platforms. V.F. Corporation was founded in 1899 and is headquartered in Denver, Colorado.

**Latest Price** (Nov 3, 2022, 10:56:30 AM)  
**\$26.84** ▼ (-\$0.67) (-2.42%)

**Last Close**  
 \$27.50

**Open**  
 \$27.27

**Volume**  
 2,128,248

**Annual Div.**  
 \$1.93

**Mkt Cap (mn)**  
 \$10,540.31

**52 Week Range**  
 \$26.46

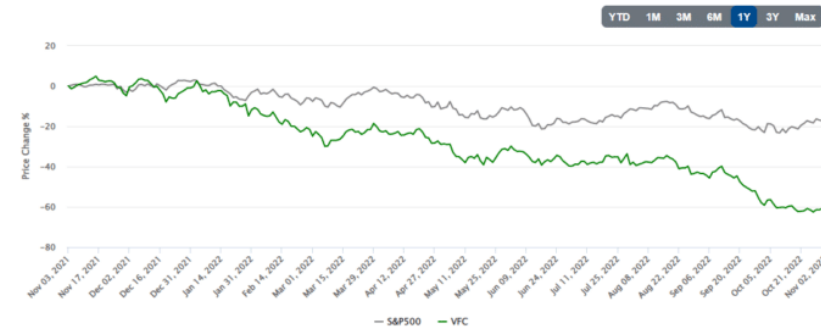
**Day Range**  
 \$26.46

**Day Range**  
 \$27.28

**Avg. Volume (3m)**  
 5,006,364

**Div. Yield**  
 7.02%

**Beta**  
 1.46



## 3M Company (MMM)

### 3M Company (MMM) - Conglomerates

#### Description

3M Company operates as a diversified technology company worldwide. It operates through four segments: Safety and Industrial, Transportation and Electronics, Health Care, and Consumer. The Safety and Industrial segment offers industrial abrasives and finishing for metalworking applications; autobody repair solutions; closure systems for personal hygiene products, masking, and packaging materials; electrical products and materials for construction and maintenance, power distribution, and electrical original equipment manufacturers; structural adhesives and tapes; respiratory, hearing, eye, and fall protection solutions; and natural and color-coated mineral granules for shingles. The Transportation and Electronics segment provides ceramic solutions, attachment tapes, films, sound, and temperature management for transportation vehicles; premium large format graphic films for advertising and fleet signage; light management films and electronics assembly solutions; packaging and interconnection solutions; and reflective signage for highway, and vehicle safety. The Healthcare segment offers food safety indicator solutions; health care procedure coding and reimbursement software; skin, wound care, and infection prevention products and solutions; dentistry and orthodontia solutions; and filtration and purification systems. The Consumer segment provides consumer bandages, braces, supports and consumer respirators; cleaning products for the home; retail abrasives, paint accessories, car care DIY products, picture hanging, and consumer air quality solutions; and stationary products. It offers its products through e-commerce and traditional wholesalers, retailers, jobbers, distributors, and dealers. The company was founded in 1902 and is based in St. Paul, Minnesota.

**Latest Price** (Nov 3, 2022, 10:55:20 AM)  
**\$123.37** ▲ (\$0.51) (0.42%)

**Last Close**  
 \$122.86

**Open**  
 \$121.98

**Volume**  
 664,669

**Annual Div.**  
 \$5.89

**Mkt Cap (mn)**  
 \$71,092.33

**52 Week Range**  
 \$107.07

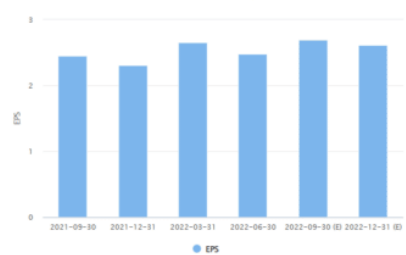
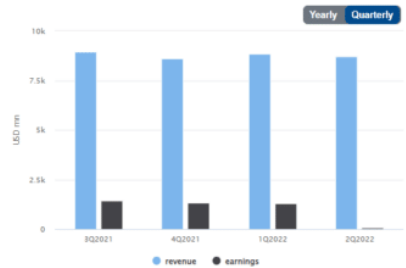
**Day Range**  
 \$186.30

**Day Range**  
 \$123.81

**Avg. Volume (3m)**  
 9,627,790

**Div. Yield**  
 4.79%

**Beta**  
 0.95



## Walgreens Boots Alliance, Inc. (WBA)

## Walgreens Boots Alliance, Inc. (WBA) - Pharmaceutical Retailers

### Description

Walgreens Boots Alliance, Inc. operates as an integrated healthcare, pharmacy, and retailer in the United States (U.S.), the United Kingdom, Germany, and internationally. It operates through three segments: U.S. Retail Pharmacy, International, and U.S. Healthcare. The U.S. Retail Pharmacy segment sells prescription drugs and an assortment of retail products, including health, wellness, beauty, personal care, consumable, and general merchandise products through its retail drugstores. It also provides health and wellness, and specialty and home delivery pharmacy services. As of August 31, 2022, this segment operated 8,986 retail stores under the Walgreens and Duane Reade brands in the United States, and 3 specialty pharmacies. The International segment sells prescription drugs, and health and wellness, beauty, personal care, and other consumer products through its pharmacy-led health and beauty retail stores and optical practices, as well as through boots.com and an integrated mobile application. It also engages in pharmaceutical wholesaling and distribution business in Germany. As of August 31, 2022, this segment operated 3,989 retail stores under the Boots, Benavides, and Ahumada brands in the United Kingdom, Thailand, the Republic of Ireland, and Chile; and 543 optical practices, including 160 on a franchise basis. The U.S. Healthcare segment provides value-based primary care services; post-acute and home care management services; and clinical healthcare services. It also operates as a specialty pharmacy integrator and accelerator for hospitals. As of August 31, 2022, this segment operated 334 VillageMD clinics, including 146 co-located clinics, 124 standalone clinics, and 64 affiliate clinics. Walgreens Boots Alliance, Inc. was founded in 1901 and is based in Deerfield, Illinois.

Latest Price (prev 3, 2022, 10:55:21 AM)  
**\$35.52**  $\downarrow$  (-0.30) (-0.82%)

Last Close  
\$35.81

Open  
\$35.56

Volume  
1,668,171

Annual Div.  
\$1.91

Mkt Cap (mn)  
\$30,715.83

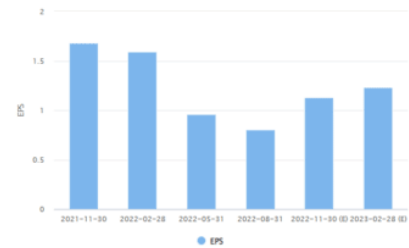
52 Week Range  
\$30.39

Day Range  
\$35.16

Avg. Volume (3m)  
7,649,300

Div. Yield  
5.34%

Beta  
0.65



## Five for Friday

Five for Friday uses stock screens to produce five stocks that we expect will outperform if a particular investment theme plays out in the future. Investment themes may be relevant to the current or expected market, industry and/or economic trends. Investment themes may not always represent our current forecast.

## Disclosure

This report is not a recommendation to buy or sell the named securities. We intend to elicit ideas about stocks meeting specific criteria and investment themes. Please read our [disclosures](#) carefully and do your own research before investing.