







Five Stocks For Another Price Spurt

This week's scan, using the [SimpleVisor](#) screening tool, starts with this year's large-cap underperformers to find those that surged on last Thursday's lower-than-expected CPI report. Like [last week's edition](#), our goal is to isolate the stocks which may outperform when inflation falls and the Fed starts to signal they are likely to pivot.

Six stocks, as shown below, were up over 20% from November 10 through November 14. Despite the huge price gains, the stocks are still down over 40% year to date. This screen does not consider fundamental or technical analysis.

Screening Criteria

Scan Result: 6 Item(s) found							
Tables							
Overview Technicals Fundamentals Performance							
Symbol	WTD Chg %	MTD Chg %	1 Month Change	QTD Chg %	YTD Chg %	1 Yr	
 CCL	57.91%	51.85%	2.64%	51.85%	-46.94%		
 CZR	38.3%	59.83%	6.68%	59.83%	-44.87%		
 NVDA	36.25%	35.55%	14.37%	35.55%	-44.03%		
 NFLX	34.19%	28.1%	29.12%	28.1%	-49.94%		
 AMD	27.99%	18.05%	-12.46%	18.05%	-48.02%		
 TER	23.76%	27.35%	7.72%	27.35%	-41.36%		

***In the SimpleVisor Equity Portfolio, we reduced our exposure in NVDA and AMD on November 14th. The trades were due to the large price increases and the ensuing overbought technical condition.*

Company Summaries (all descriptions courtesy SimpleVisor)

Carnival Corporation & plc (CCL)

Carnival Corporation & plc (CCL) - Travel Services

Description

Carnival Corporation & plc operates as a leisure travel company. Its ships visit approximately 700 ports under the Carnival Cruise Line, Princess Cruises, Holland America Line, P&O Cruises (Australia), Seabourn, Costa Cruises, AIDA Cruises, P&O Cruises (UK), and Cunard brand names. The company also provides port destinations and other services, as well as owns and operates hotels, lodges, glass-domed railcars, and motor coaches. It sells its cruises primarily through travel agents, tour operators, vacation planners, and websites. The company operates in the United States, Canada, Continental Europe, the United Kingdom, Australia, New Zealand, Asia, and internationally. It operates 87 ships with 223,000 lower berths. Carnival Corporation & plc was founded in 1972 and is headquartered in Miami, Florida.

Latest Price (Nov 17, 2022, 2:22:12 PM)

\$9.52 ▼ (-\$0.11) (-1.19%)

Last Close

\$9.63

Open

\$9.37

Volume

38,667,907

Annual Div.

\$0.00

Mkt Cap (mn)

\$12,358.27

52 Week Range

\$6.11

\$23.86

Day Range

\$9.15

Avg. Volume (3m)

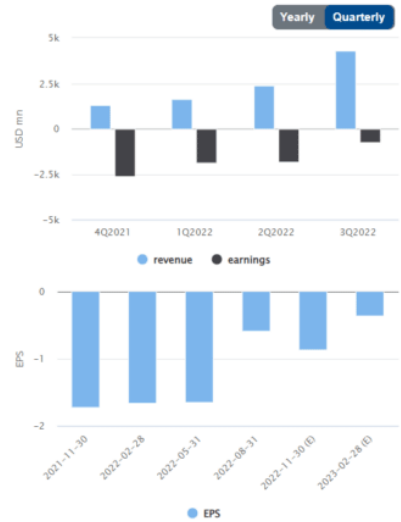
62,677,462

Div. Yield

0.00%

Beta

2.13



Caesars Entertainment, Inc. (CZR) - Resorts & Casinos

Caesars Entertainment, Inc. (CZR) - Resorts & Casinos

Description

Caesars Entertainment, Inc. operates as a gaming and hospitality company in the United States. The company operates casinos comprising poker, keno, and race and online sportsbooks; dining venues, bars, nightclubs, and lounges; hotels; and entertainment venues. It also provides staffing and management services; accessories, souvenirs, and decorative items through retail stores; and online sports betting and iGaming services. As of December 31, 2021, the company owned, leased, and managed 52 domestic properties in 16 states, consisting of approximately 55,700 slot machines, video lottery terminals, and e-tables; 2,900 table games; and 47,700 hotel rooms. Caesars Entertainment, Inc. was founded in 1937 and is based in Reno, Nevada.

Latest Price (Nov 17, 2022, 2:23:34 PM)

\$49.43 ▼ (-\$1.30) (-2.56%)

Last Close

\$50.73

Open

\$48.97

Volume

2,449,988

Annual Div.

N/A

Mkt Cap (mn)

\$10,566.85

52 Week Range

\$31.31

\$101.64

Day Range

\$47.89

Avg. Volume (3m)

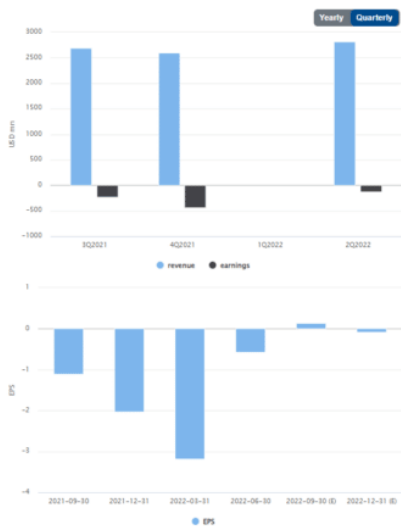
4,255,006

Div. Yield

N/A

Beta

2.77



NVIDIA Corporation (NVDA)

NVIDIA Corporation (NVDA) - Semiconductors

Description

NVIDIA Corporation provides graphics, and compute and networking solutions in the United States, Taiwan, China, and internationally. The company's Graphics segment offers GeForce GPUs for gaming and PCs, the GeForce NOW game streaming service and related infrastructure, and solutions for gaming platforms; Quadro/NVIDIA RTX GPUs for enterprise workstation graphics; vGPU software for cloud-based visual and virtual computing; automotive platforms for infotainment systems; and Omniverse software for building 3D designs and virtual worlds. Its Compute & Networking segment provides Data Center platforms and systems for AI, HPC, and accelerated computing; Mellanox networking and interconnect solutions; automotive AI Cockpit, autonomous driving development agreements, and autonomous vehicle solutions; cryptocurrency mining processors; Jetson for robotics and other embedded platforms; and NVIDIA AI Enterprise and other software. The company's products are used in gaming, professional visualization, datacenter, and automotive markets. NVIDIA Corporation sells its products to original equipment manufacturers, original device manufacturers, system builders, add-in board manufacturers, retailers/distributors, independent software vendors, Internet and cloud service providers, automotive manufacturers and tier-1 automotive suppliers, mapping companies, start-ups, and other ecosystem participants. It has a strategic collaboration with Kroger Co. NVIDIA Corporation was incorporated in 1993 and is headquartered in Santa Clara, California.

Latest Price (Nov 17, 2022, 3:24:40 PM)

\$155.63 ▼ (-\$3.47) (-2.18%)

52 Week Range

\$108.13

Last Close

\$159.30

Day Range

\$155.63

Open

\$157.35

Volume

62,877,323

Avg. Volume (3m)

58,949,248

Annual Div.

\$0.64

Div. Yield

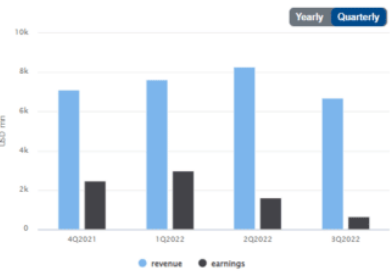
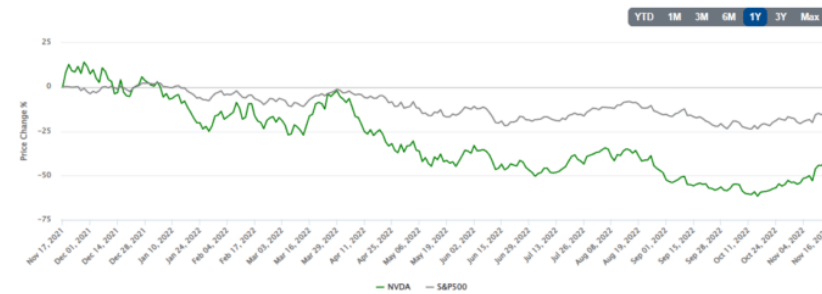
0.40%

Mkt Cap (mn)

\$387,829.96

Beta

1.71



Netflix, Inc. (NFLX)

Netflix, Inc. (NFLX) - Entertainment

Description

Netflix, Inc. provides entertainment services. It offers TV series, documentaries, feature films, and mobile games across various genres and languages. The company provides members the ability to receive streaming content through a host of internet-connected devices, including TVs, digital video players, television set-top boxes, and mobile devices. It also provides DVDs-by-mail membership services in the United States. The company has approximately 222 million paid members in 190 countries. Netflix, Inc. was incorporated in 1997 and is headquartered in Los Gatos, California.

Latest Price (Nov 17, 2022, 2:25:28 PM)

\$293.59 ▼ (-\$12.43) (-4.06%)

52 Week Range

\$162.71

Last Close

\$306.02

Day Range

\$291.00

Open

\$294.72

Volume

7,904,468

Avg. Volume (3m)

11,720,257

Annual Div.

\$0.00

Div. Yield

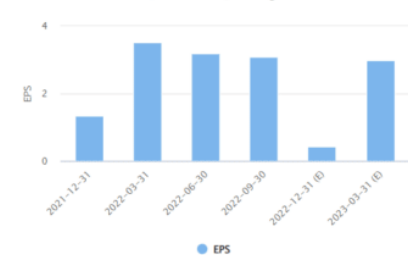
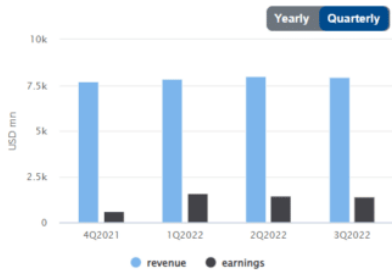
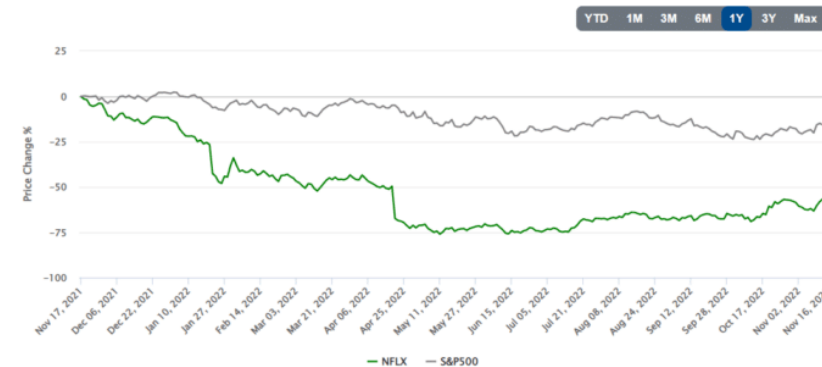
0.00%

Mkt Cap (mn)

\$130,653.42

Beta

1.28



Advanced Micro Devices, Inc. (AMD)

Advanced Micro Devices, Inc. (AMD) - Semiconductors

Description

Advanced Micro Devices, Inc. operates as a semiconductor company worldwide. The company operates in two segments, Computing and Graphics; and Enterprise, Embedded and Semi-Custom. Its products include x86 microprocessors as an accelerated processing unit, chipsets, discrete and integrated graphics processing units (GPUs), data center and professional GPUs, and development services; and server and embedded processors, and semi-custom System-on-Chip (SoC) products, development services, and technology for game consoles. The company provides processors for desktop and notebook personal computers under the AMD Ryzen, AMD Ryzen PRO, Ryzen Threadripper, Ryzen Threadripper PRO, AMD Athlon, AMD Athlon PRO, AMD FX, AMD A-Series, and AMD PRO A-Series processors brands; discrete GPUs for desktop and notebook PCs under the AMD Radeon graphics, AMD Embedded Radeon graphics brands; and professional graphics products under the AMD Radeon Pro and AMD FirePro graphics brands. It also offers Radeon Instinct, Radeon PRO V-series, and AMD Instinct accelerators for servers; chipsets under the AMD trademark; microprocessors for servers under the AMD EPYC; embedded processor solutions under the AMD Athlon, AMD Geode, AMD Ryzen, AMD EPYC, AMD R-Series, and G-Series processors brands; and customer-specific solutions based on AMD CPU, GPU, and multi-media technologies, as well as semi-custom SoC products. It serves original equipment manufacturers, public cloud service providers, original design manufacturers, system integrators, independent distributors, online retailers, and add-in-board manufacturers through its direct sales force, independent distributors, and sales representatives. The company was incorporated in 1969 and is headquartered in Santa Clara, California.

Latest Price (Nov 11, 2022, 3:28:26 PM)

\$73.23 ▲ (\$0.53) (0.72%)

52 Week Range

\$54.57 - \$164.46

Last Close

\$72.70

Open

\$70.56

Volume

72,690,720

Day Range

\$70.36 - \$74.39

Avg. Volume (3m)

84,386,996

Annual Div.

N/A

Div. Yield

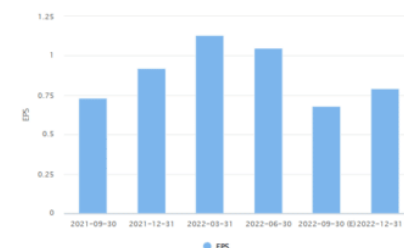
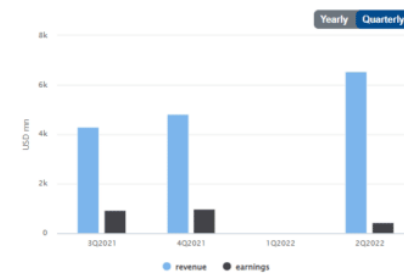
N/A

Mkt Cap (mn)

\$88,427.24

Beta

2.05



Teradyne, Inc. (TER)

Teradyne, Inc. (TER) - Semiconductor Equipment & Materials

Description

Teradyne, Inc. designs, develops, manufactures, sells, and supports automatic test equipment worldwide. The company operates through Semiconductor Test, System Test, Industrial Automation, and Wireless Test segments. The Semiconductor Test segment offers products and services for wafer level and device package testing in automotive, industrial, communications, consumer, smartphones, cloud computer and electronic game, and other applications. This segment also provides FLEX test platform systems; J750 test system to address the volume semiconductor devices; Magnum platform that tests memory devices, such as flash memory and DRAM; and ETS platform for semiconductor manufacturers, and assembly and test subcontractors in the analog/mixed signal markets. It serves integrated device manufacturers that integrate the fabrication of silicon wafers into their business; fabless companies that outsource the manufacturing of silicon wafers; foundries; and semiconductor assembly and test providers. The System Test segment offers defense/aerospace test instrumentation and systems; storage test systems; and circuit-board test and inspection systems. The Industrial Automation segment provides collaborative robotic arms, autonomous mobile robots, and advanced robotic control software for manufacturing, logistics, and light industrial customers. The Wireless Test segment provides test solutions for use in the development and manufacture of wireless devices and modules, smartphones, tablets, notebooks, laptops, peripherals, and Internet-of-Things devices under the LitePoint brand name. This segment also offers IQxel products for Wi-Fi and other standards; IQstream solution for testing GSM, EDGE, CDMA2000, TD-SCDMA, WCDMA, HSPA+, LTE, and 5G technologies; IQcell, a multi-device cellular signaling test solution; IQgig test solution; and turnkey test software for wireless chipsets. Teradyne, Inc. was incorporated in 1960 and is headquartered in North Reading, Massachusetts.

Latest Price (Nov 11, 2022, 3:27:20 PM)

\$91.69 ▲ (\$0.21) (0.23%)

52 Week Range

\$67.81 - \$168.91

Last Close

\$91.48

Open

\$88.81

Volume

822,523

Day Range

\$88.56 - \$92.91

Avg. Volume (3m)

1,856,164

Annual Div.

\$0.40

Div. Yield

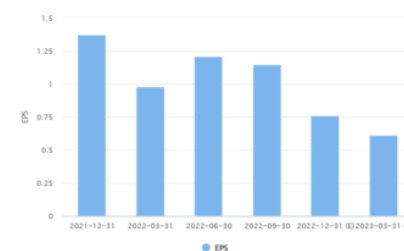
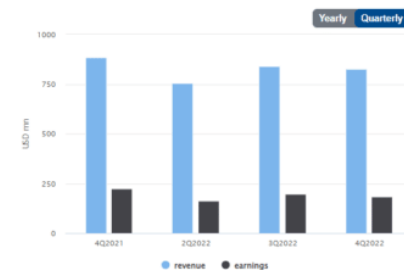
0.44%

Mkt Cap (mn)

\$14,945.84

Beta

1.52



Five for Friday

Five for Friday uses stock screens to produce five stocks that we expect will outperform if a particular investment theme plays out in the future. Investment themes may be relevant to the current or expected market, industry and/or economic trends. Investment themes may not always represent our current forecast.

Disclosure

This report is not a recommendation to buy or sell the named securities. We intend to elicit ideas about stocks meeting specific criteria and investment themes. Please read our [disclosures](#) carefully and do your own research before investing.