



Freight Recession Warns UPS and JB Hunt

Last week JB Hunt Transportation Services (JBHT) warned that the freight trucking sector was slowing down. JBHT's President said: *"Simply stated, we're in a freight recession."* UPS echoed their sentiment on Tuesday. First-quarter revenue for UPS fell short of expectations and 6% below last year's level. Further, they guided forward revenue projections lower. Carol Tome, CEO, stated, *"In the first quarter, deceleration in U.S. retail sales resulted in lower volume than we anticipated, and we faced ongoing demand weakness in Asia. Given current macro conditions, we expect volume to remain under pressure."* Per the WSJ, the most significant volume declines were in domestic next-day air shipments (-10.7%) and deferred services (-24.5%).

Results and statements from UPS and JBHT point to weakening demand for shipping services due to slowing economic activity. Freight activity tends to be a leading, not lagging, economic indicator. Today's earnings release from Amazon should shed more light on shipping and the state of the consumer. Unfortunately, we must wait a few weeks for retail leaders Walmart and Target to report on earnings. Consumers have been racking up considerable credit card debt and drawing down their savings over the last year. UPS and JBHT warnings of a freight recession should be followed closely as we may be in the early innings of a consumer slowdown.

J.B. Hunt Transport Services, Inc. - 1D ● O174.30 H174.60 L170.46 C172.55 -3.87 (-2.19%)

Volume 783K

UPS -7.04%



J.B. Hunt Transport Services, Inc. - 1D ● O174.30 H174.60 L170.46 C172.55 -3.87 (-2.19%)



Volume 783K


















































UPS -7.04%





































What To Watch Today

Earnings

	Company	Time	Estimate		<div> Show only confirmed?</div> Growth	Surprise			
✓	CAT	Caterpillar, Inc.	6:30 AM ET	\$3.79	\$15.26 B	12.3%	+	=	-
✓	AAL	American Airlines Gro...	7:00 AM ET	\$0.04	\$12.23 B	37.4%	+	=	-
✓	ABBV	AbbVie Inc.	7:45 AM ET	\$2.44	\$12.17 B	-10.1%	+	=	-
✓	CROX	Crocs Inc.	7:00 AM ET	\$2.13	\$850.50 M	28.8%	+	=	-
✓	MA	Mastercard Inc	8:00 AM ET	\$2.71	\$5.64 B	9.2%	+	=	-
✓	LLY	Eli Lilly & Co.	6:25 AM ET	\$1.73	\$6.85 B	-12.3%	+	=	-
✓	DPZ	Domino's Pizza, Inc.	7:30 AM ET	\$2.66	\$1.03 B	1.9%	+	=	-
✓	VLO	Valero Energy Corp.	6:35 AM ET	\$7.24	\$34.93 B	-9.4%	+	=	-
✓	MRK	Merck & Co., Inc.	6:30 AM ET	\$1.34	\$13.84 B	-13.0%	+	=	-
✓	LUV	Southwest Airlines Co.	6:45 AM ET	(\$0.21)	\$5.73 B	22.1%	+	=	-
✓	MO	Altria Group Inc	7:00 AM ET	\$1.19	\$4.90 B	-16.8%	+	=	-
✓	WIT	Wipro Limited	BMO	\$0.07	\$2.80 B	1.9%	+	=	-
✓	BTU	Peabody Energy Corp.	8:00 AM ET	\$1.57	\$1.25 B	80.8%	+	=	-
✓	HTZ	Hertz Global Holding...	7:30 AM ET	\$0.16	\$2.01 B	11.0%	+	=	-
✓	HON	Honeywell Internation...	6:30 AM ET	\$1.93	\$8.52 B	1.7%	+	=	-
✓	BMJ	Bristol-Myers Squibb ...	7:00 AM ET	\$1.98	\$11.54 B	-0.9%	+	=	-
✓	HAS	Hasbro, Inc.	6:30 AM ET	\$0.04	\$878.40 M	-24.5%	+	=	-
✓	OSTK	Overstock.com, Inc.	6:00 AM ET	(\$0.16)	\$361.34 M	-32.6%	+	=	-
✓	HP	Helmerich & Payne, I...	BMO	\$1.05	\$752.17 M	60.9%	+	=	-
✓	DQ	Daqo New Energy Co...	6:30 AM ET	\$4.95	\$874.76 M	-31.7%	+	=	-
✓	MPW	Medical Properties Tr...	8:00 AM ET	\$0.37	\$353.97 M	-13.6%	+	=	-
✓	HSY	Hershey Company	6:45 AM ET	\$2.67	\$2.90 B	8.8%	+	=	-
✓	HOG	Harley-Davidson, Inc.	7:00 AM ET	\$1.42	\$1.36 B	-9.0%	+	=	-
✓	KEX	Kirby Corp.	7:00 AM ET	\$0.65	\$723.68 M	18.5%	+	=	-
	PBF	PBF Energy Inc.	6:30 AM ET	\$2.46	\$8.42 B	-7.9%	+	=	-
✓	NOC	Northrop Grumman C...	7:00 AM ET	\$5.20	\$9.17 B	4.2%	+	=	-
✓	AZN	AstraZeneca PLC	5:00 AM ET	\$0.86	\$10.75 B	-5.6%	+	=	-
✓	CMCSA	Comcast Corp.	7:00 AM ET	\$0.80	\$29.38 B	-5.3%	+	=	-
✓	TSCO	Tractor Supply Comp...	6:05 AM ET	\$1.69	\$3.32 B	9.8%	+	=	-
	CX	Cemex S.A.B. de C.V.	BMO	-	\$3.95 B	4.8%	+	=	-
✓	NEM	Newmont Mining Corp.	7:00 AM ET	\$0.33	\$3.55 B	17.4%	+	=	-
✓	HGV	Hilton Grand Vacation...	7:30 AM ET	\$0.56	\$882.94 M	13.3%	+	=	-
✓	SPGI	S&P Global	7:10 AM ET	\$2.92	\$3.07 B	28.5%	+	=	-
✓	KDP	Keurig Dr Pepper	6:30 AM ET	\$0.33	\$3.29 B	6.9%	+	=	-
✓	GOL	GOL Linhas Aereas I...	\$0.13	\$947.13 M	\$0.26	\$946.28 M	53.7%	-50.0%	
✓	TAL	TAL Education Group	4:00 AM ET	-	\$247.83 M	-54.2%	+	=	-
✓	OSK	Oshkosh Corporation	7:00 AM ET	\$1.00	\$2.08 B	6.9%	+	=	-
✓	SNY	Sanofi	BMO	\$1.10	\$11.32 B	4.3%	+	=	-
✓	IQV	IQVIA Holdings Inc.	7:00 AM ET	\$2.41	\$3.61 B	1.2%	+	=	-
✓	SIRI	SiriusXM Holdings Inc.	7:00 AM ET	\$0.06	\$2.17 B	-0.7%	+	=	-
✓	PTEN	Patterson-UTI Energy...	BMO	\$0.36	\$757.04 M	48.6%	+	=	-
	Company	Time	Estimate		<div> Show only confirmed?</div> Growth	Surprise			
✓	CAT	Caterpillar, Inc.	6:30 AM ET	\$3.79	\$15.26 B	12.3%	+	=	-

Thursday April 27 2023			Actual	Previous	Consensus	Forecast	
07:30 AM	 US	GDP Growth Rate QoQ Adv Q1		2.6%	2%	2.3%	 
07:30 AM	 US	GDP Price Index QoQ Adv Q1		3.9%	3.7%	3.5%	
07:30 AM	 US	Initial Jobless Claims APR/22		245K	248K	249.0K	 
07:30 AM	 US	Jobless Claims 4-week Average APR/22		239.75K		240.5K	 
07:30 AM	 US	Continuing Jobless Claims APR/15		1865K	1878K	1871.0K	 
07:30 AM	 US	Real Consumer Spending QoQ Adv Q1		1%		0.7%	 
07:30 AM	 US	Core PCE Prices QoQ Adv Q1		4.4%	4.7%	4.1%	 
07:30 AM	 US	<u>GDP Sales QoQ Adv Q1</u>		1.1%	2.3%	1%	 
07:30 AM	 US	PCE Prices QoQ Adv Q1		3.7%	0.5%	1.4%	 
09:00 AM	 US	Pending Home Sales MoM MAR		0.8%	0.5%	0.3%	 
09:00 AM	 US	Pending Home Sales YoY MAR		-21.1%		-18.0%	 
09:30 AM	 US	EIA Natural Gas Stocks Change APR/21		75Bcf	75Bcf		 
10:00 AM	 US	Kansas Fed Composite Index APR		0		4	 
10:00 AM	 US	Kansas Fed Manufacturing Index APR		3	3	9	 
10:30 AM	 US	8-Week Bill Auction		4.850%			 
10:30 AM	 US	4-Week Bill Auction		3.19%			 
12:00 PM	 US	7-Year Note Auction		3.626%			 

Thursday April 27 2023			Actual	Previous	Consensus	Forecast	
07:30 AM	 US	GDP Growth Rate QoQ Adv Q1		2.6%	2%	2.3%	 
07:30 AM	 US	GDP Price Index QoQ Adv Q1		3.9%	3.7%	3.5%	
07:30 AM	 US	Initial Jobless Claims APR/22		245K	248K	249.0K	 
07:30 AM	 US	Jobless Claims 4-week Average APR/22		239.75K		240.5K	 
07:30 AM	 US	Continuing Jobless Claims APR/15		1865K	1878K	1871.0K	 
07:30 AM	 US	Real Consumer Spending QoQ Adv Q1		1%		0.7%	 
07:30 AM	 US	Core PCE Prices QoQ Adv Q1		4.4%	4.7%	4.1%	 
07:30 AM	 US	<u>GDP Sales QoQ Adv Q1</u>		1.1%	2.3%	1%	 
07:30 AM	 US	PCE Prices QoQ Adv Q1		3.7%	0.5%	1.4%	 
09:00 AM	 US	Pending Home Sales MoM MAR		0.8%	0.5%	0.3%	 
09:00 AM	 US	Pending Home Sales YoY MAR		-21.1%		-18.0%	 
09:30 AM	 US	EIA Natural Gas Stocks Change APR/21		75Bcf	75Bcf		 

Market Trading Update

Despite MSFT and GOOG earnings which helped support the Nasdaq yesterday, the rest of the S&P 500 index was dragged lower by everyone else. Notably, the market broke below the April downtrend line, taking out initial support. With the 50-DMA just below current levels, the 4040 level will be critical support.

The market will get another chance to rally today following META's earnings last night, but the sell signal continues to suggest lower prices ahead in the short term. We recommended raising cash levels last week, which remains the advice now on any short-term bounces.



TradingView





Google and Microsoft

Two tech heavyweights reported better-than-expected earnings, but their stocks had different reactions.

Google beat on revenue and earnings and approved a \$70bn stock buyback. While Google Cloud revenue was up 28% annually, their YouTube ad revenue fell by 3%. That was the third consecutive quarter its ad revenue fell. Google Cloud finally turned a profit. Like Amazon and Microsoft, cloud revenue is a big driver of growth. However, investors tend to discount cloud revenue as it is an increasingly competitive field with easy access for new entrants with cheaper fees. Therefore, maintaining profit margins in cloud products will be difficult. Google shot up 6% on the earnings release but gave all of it back by the next day's opening.

Microsoft easily beat expectations for earnings and revenues and reported relatively strong results across all business lines. Maybe most important for both companies, Google used the word AI 78 times on its earnings call compared to 64 for Microsoft. Microsoft closed 8% higher after its earnings announcement.

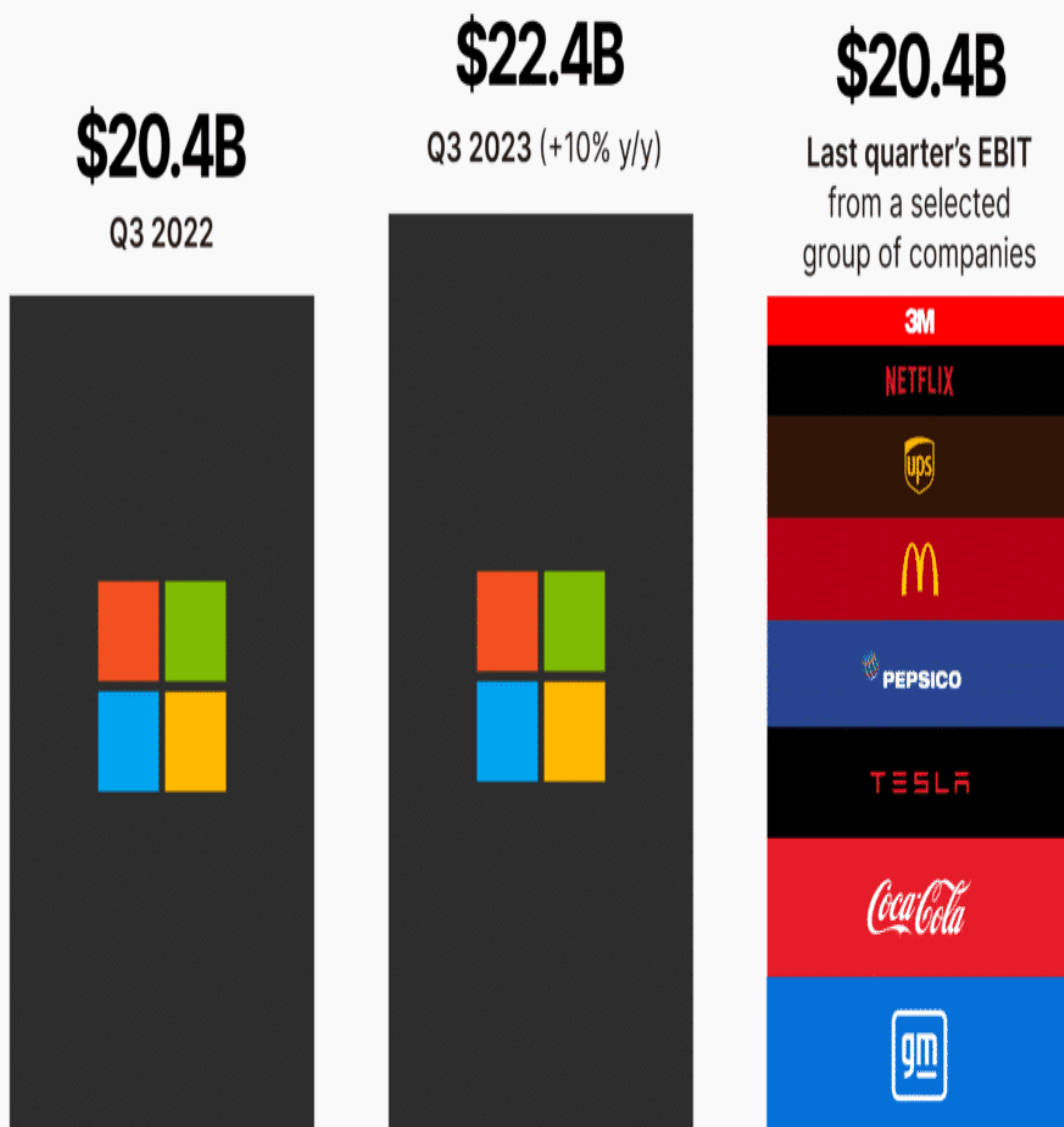
[Yesterday's Commentary](#) discussed McDonald's and questioned its value stock classification. In particular, despite flat earnings and revenue for the last eight years, its stock trades at a P/E of 29. To wit-

Since 2014, MCD's P/E has risen from 17 to 29. Its price to sales (P/S) is 9.3, three times its level in 2014. A price to sales of such a high level is often associated with high-growth potential companies, not low to no-growth firms.

We mention it because Microsoft, a high-growth company, told investors to expect 15-18% EPS growth for the next few years. Despite vastly different growth prospects, Microsoft trades at the same P/E and P/S as McDonald's. Further, Microsoft has new innovations that should propel growth into the future. McDonald's??? The point of comparison is to illustrate how passive investment styles warp stock valuations.

Microsoft's

Q3 2023 EBIT in perspective



Created by
Quatr_App 

 Quatr

Breakeven Inflation Rates Matter

Last Friday, Lance Roberts published an article entitled [Breakeven Inflation Rates Falling isn't Bullish](#). It shows the strong correlation between breakeven inflation rates, oil prices, energy stocks, GDP, and corporate profit margins and earnings.

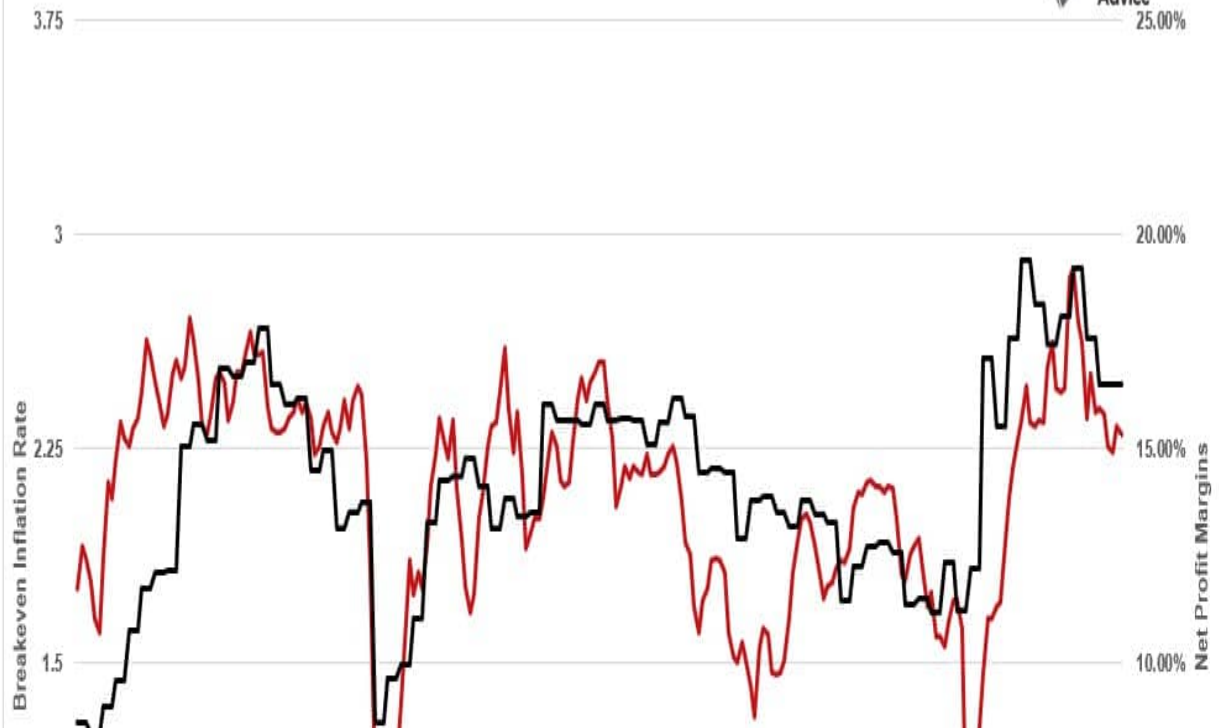
The breakeven inflation rate is the yield of a nominal bond less the yield on an inflation-protected bond (TIP). It essentially provides the market forecast for inflation over a given period. Given the vital link between inflation and interest rates and economic activity, it makes sense that inflation expectations can provide a good economic outlook. Lance writes:

Naturally, as economic demand and inflation decline, so do the prices companies charge consumers. Unsurprisingly, there is a high correlation between breakeven inflation rates and corporate profit margins.

10-Year Breakeven Inflation Rates Vs. Net Profit Margins



10-Year Breakeven Inflation Rates Vs. Net Profit Margins



Lance adds:

Given that the surge in earnings and corporate profits resulted from massive fiscal interventions, investors should be asking what the next growth driver will be. If the sharp decline in M2, and falling breakeven rates, tell us anything, it is likely that without further monetary accommodation, earnings growth, and ultimately profitability, may be challenging.

More on UPS

We do not currently hold UPS or its competitors. Still, we follow the freight and shipping sector closely as their comments and results provide near real-time data on wholesale and retail trade, which tend to correlate strongly with broader economic activity. To that end, Peter Boockvar noticed a very telling statement in the UPS press conference, as shown below. The “significant” slowdown in March is not just a UPS phenomenon.

The Atlanta Fed’s GDPNow running GDP computation shows GDP growth for the quarter fell from an expected 3.5% to 2.5% due primarily to March data. Based on the math, January and February, in the aggregate, saw 3.5% economic growth. Consequently, by deduction, growth in March is running at a paltry 0.5%.



Peter Boockvar

@pboockvar

...

Just went thru UPS earnings call, they said, “In the US, relative to our base plan, volume was higher than we expected in Jan, close to our plan in Feb, & then moved significantly lower than our plan in March, as retail sales contracted & we saw a shift in consumer spending.”



Peter Boockvar

@pboockvar

...

Just went thru UPS earnings call, they said, “In the US, relative to our base plan, volume was higher than we expected in Jan, close to our plan in Feb, & then moved significantly lower than our plan in March, as retail sales contracted & we saw a shift in consumer spending.”

Tweet of the Day

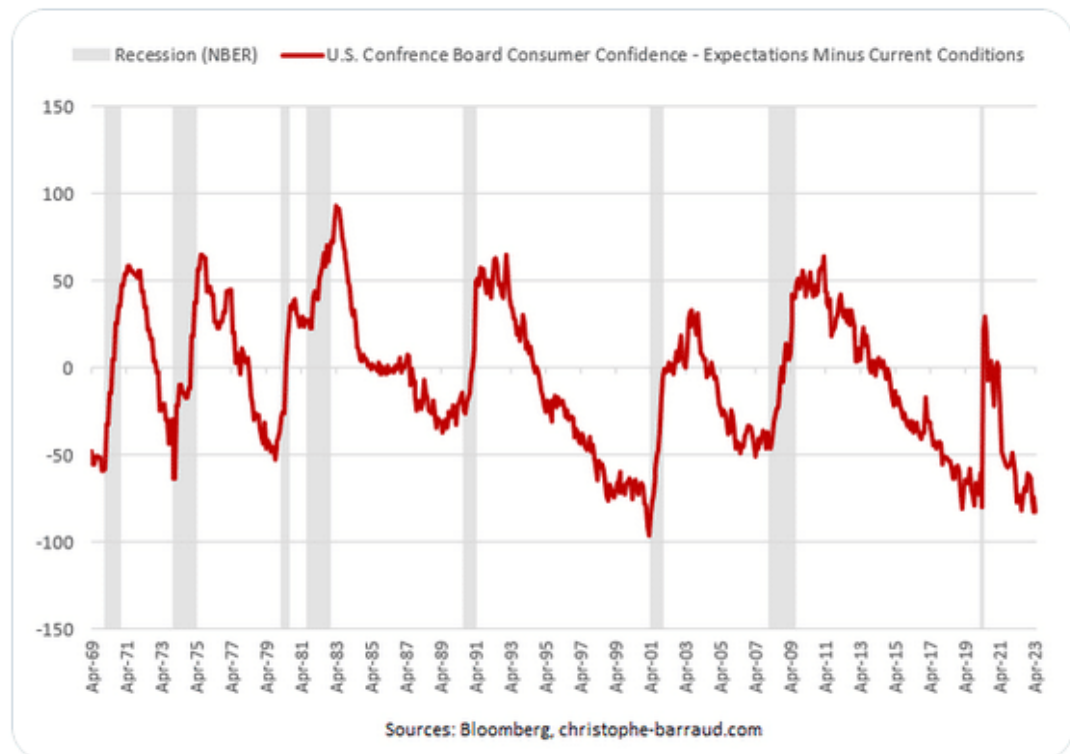


Christophe Barraud @C_Barraud · 5h

...

🇺🇸 Conf. Board **Consumer Confidence**: The spread between current situation and expectations reached -83 (lowest since March 2001 ⚠️)

twitter.com/C_Barraud/stat...



Christophe Barraud @C_Barraud · 5h

🇺🇸 *US APRIL CONSUMER CONFIDENCE 101.3; EST. 104.0 - BBG

*Present situation rose to 151.1 from revised 148.9 in March

*Expectations index fell to 68.1 from revised 74 in March



Christophe Barraud @C_Barraud · 5h

...

🇺🇸 Conf. Board **Consumer Confidence**: The spread between current situation and expectations reached -83 (lowest since March 2001 ⚠️)

twitter.com/C_Barraud/stat...



Please [subscribe to the daily commentary](#) to receive these updates every morning before the opening bell.

If you found this blog useful, please send it to someone else, share it on social media, or contact us to set up a meeting.

Post Views: 0

2023/04/27

[> Back to All Posts](#)