



# New RIA PRO Features

## New RIA PRO Features

We always get lots of great suggestions from our users, and we are working closely with our development team to incorporate as many suggestions as we can.

## Turing Point Analytics

Many of our users have requested a more active portfolio trading style which both goes long and short individual securities. We have recently fulfilled that request by striking a deal with Jeffrey Marcus of Turning Point Analytics.

*"Turning Point Analytics utilizes a time-tested, real-world strategy that optimizes the clients entry and exit points and adds alpha. TPA defines each stock as Trend or Range to identify actionable inflection points. TPA has been serving institutional clients with their trading ideas and strategies."*

Get up to 3-emails each week discussing markets, trades, outlook, and tactics.

TPA-Research Posts    TPA-Research Portfolio

-- Search --    Search

### THIS WEEK'S TOP 10 BUYS AND TOP 10 SELLS Monday, August 03, 2020 - (Aug 3, 2020, 4:04:44 PM)

THIS WEEK'S TOP 10 BUYS AND TOP 10 SELLS Monday, August 03, 2020



August 2, 2020

### THIS WEEK'S TOP 10 BUYS AND TOP 10 SELLS

*These are high conviction stocks that TPA has recommended recently. They are technically positive for Buys or negative for Sells and trading at or near their investment action levels.*

Plus receive real-time alerts of portfolio changes.

Symbol ⬆	Type ⬆	Company Name ⬆	% of Account ⬆	Sector ⬆	Today's Change ⬆	# of Shares ⬆	Avg Cost(\$) ⬆	Current Quote(\$) ⬆	Cost Value(\$)	CurrentValue(\$) ⬆	Gain & Loss(\$) ⬆	Gain & Loss(%) ⬆	Dividend Yield (%) ⬆
COP	Short	ConocoPhillips	6.79	Energy	\$0.25(0.66)%	171	39.35	38.30	6,728.85	6,908.40	179.55	2.67%	4.42
AMGN	Long	Amgen Inc.	5.91	Healthcare	\$-0.86(-0.36)%	25	242.57	240.69	6,064.25	6,017.25	-47.00	-0.78%	2.65
XYL	Short	Xylem Inc.	3.92	Industrials	\$1.36(1.79)%	24	121.76	77.15	2,922.24	3,992.88	1,070.64	36.64%	1.37
NFLX	Long	Netflix Inc.	3.89	Communication Services	\$-14.35(-2.82)%	8	475.75	494.73	3,806.00	3,957.84	151.84	3.99%	
KTB	Long	Kontoor Brands, Inc.	3.48	Consumer Cyclical	\$0.69(3.43)%	170	17.66	20.82	3,002.20	3,539.40	537.20	17.89%	11.13
WAT	Short	Waters Corporation	3.29	Healthcare	\$1.7(0.81)%	13	235.15	212.34	3,056.95	3,353.48	296.53	9.70%	
FLIR	Short	FLIR Systems	3.26	Technology	\$0.02(0.04)%	71	42.13	37.48	2,991.23	3,321.74	330.51	11.05%	1.82






Add TPA to your currently subscription by [clicking here.](#)

**This weekend we also released 2-NEW Site-Wide Features&#2013266080;**

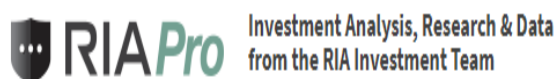
## NEWS

On your dashboard you will see a new tab your alert table below the latest Articles and Commentary boxes.

We have added all incoming news headlines in the first tab for the day, so that you can see what is potentially moving the markets.&#2013266080;

Headlines				My News	My Alerts	Dividend	Earnings
Date		Headlines		All News			
	Sun, 09 12:15PM	<a href="#">Two Ex-Green Berets Sentenced To 20 Years In Prison For "Rogue" Venezuela Op</a>					
	Sun, 09 11:50AM	<a href="#">7-Year-Old Boy In Georgia Died "From COVID-19"? There's Just One Thing...</a>					
	Sun, 09 11:24AM	<a href="#">Furious Democrats Faced With A Daunting Question: Will They Dare To Challenge Trump's Stimulus Orders</a>					
	Sun, 09 11:12AM	<a href="#">Italy, UK Announce Plans To Reopen Schools; Global COVID-19 Cases Near 20 Million: Live Updates</a>					
	Sun, 09 11:00AM	<a href="#">Martenson: It's Time To Position For The Endgame</a>					

Of course, our main news page remains under the RESEARCH tab so that you can review news from previous days from any of our sources as needed.&#2013266080;



Dashboard
Macro
Ideas
Research
Portfolio
401K
RiaPro +

Symbol

Help

Benzinga
BloombergView
BusinessInsider
CNBC
MarketWatch
YahooFinance
ZeroHedge

## Why BofA Is Double Downgrading Iamgold

Fri, 07 Aug 2020 20:08:29 +0000

Gold prices have been on a tear in 2020, but **Iamgold Corp** (NYSE: [IAG](#)) shares lost 5.75% Friday after the company received a Wall Street double downgrade in the middle of a bull market for gold.

**The Iamgold Analyst:** Bank of America analyst [Michael Jalonen](#) downgraded Iamgold from Buy to Underperform and cut the price target from \$6.25 to \$4.50.

**The Iamgold Thesis:** The downgrade comes after Iamgold reported second-quarter adjusted EPS of 4 cents on Wednesday, in-line with Wall Street analyst estimates. Revenue for the quarter was \$284.6 million, up 15.4% from a year ago.

Iamgold cut its 2020 gold output guidance from a previous range of between ...

[Full story available on Benzinga.com](#)

Importantly, next to the new HEADLINES tab remains the News, Alerts, Dividend, and Earnings data for any of the positions you have added to your personal watch lists or portfolios.

Symbol ↕	Link ↕	Date ↕
<input type="text"/>		
AAPL	Dow Jones Futures: Trump Extends Unemployment Benefits; Four Stock Market Rally Risks	Sun 09 Aug 15:34
AAPL	Aramco Says Earnings Plummet, but Will Keep Paying Dividends	Sun 09 Aug 15:00
AAPL	Things We Learned During Earnings. What the Numbers Tell Us About the Outlook for the Market.	Sun 09 Aug 14:03
AAPL	Why Gold and TIPS Are the Best Protection for a Falling Stock Market	Sat 08 Aug 16:49
AAPL	Gold, Apple Stock, and Just About Everything Else Is Flying. There's a Reason for That.	Sat 08 Aug 16:43
AAPL	Apple Stock Is Worth Nearly \$2 Trillion. 8 Reasons That's Not Ridiculous.	Sat 08 Aug 16:38
AAPL	Warren Buffett's Berkshire Hathaway Reported Earnings. What You Need to Know.	Sat 08 Aug 16:32
AAPL	The Presidential Election Will Be Here in Less Than 100 Days. What It Means for the Stock Market.	Sat 08 Aug 16:26
AAPL	Warren Buffett Signals Big Shift In Investing Stance As Berkshire Reports	Sat 08 Aug 16:12

## New Data Feed = New Resources

We have recently acquired a data stream for the site as well which is giving access to a variety of new information sources to enhance your portfolio management opportunities. 2013266080;

The first integration of the new data can be found under the RESEARCH tab by clicking on OPTIONS.



Investment Analysis, Research & Data  
from the RIA Investment Team

Dashboard

Macro ▾

Ideas ▾

Research ▾

Portfolio ▾

401K

RiaPro + ▾

➔ Analyst

➔ News

➔ Dividend &amp; Earnings

➔ Options

Fear/Greed index



Te

Current level: 86.57

Extreme Over Sold | Extreme Over Bought

Risk Exposure Model



nmentary

—

Portfolio Alerts

—

Under this tab you will find all of the option chains for an individual security you are interested in. You will find all of the available strike months, call and put options for each month and strike, as well as the current bid and ask for each option.

With this data you can start to construct a variety of hedging strategies from writing puts, to covered calls, cashless collars, ratio spreads, etc.

Symbol: AAPL

Apple Inc. \$444.45 -10.34 -2.27%

August,2020
September,2020
October,2020
November,2020
December,2020
January,2021
March,2021
June,2021
September,2021
January,2022
June,2022

September,2022

Calls						Puts					
Symbol	Type	Ask	Bid	StrikePrice	Expiration Date	Symbol	Type	Ask	Bid	StrikePrice	Expiration Date
AAPL	equity	70.90	69.55	385.00	August,21 2020	AAPL	equity	0.46	0.41	385.00	August,21 2020
AAPL	equity	197.35	193.30	260.00	August,21 2020	AAPL	equity	0.13	0.06	330.00	August,21 2020
AAPL	equity	67.50	64.60	390.00	August,21 2020	AAPL	equity	0.20	0.10	345.00	August,21 2020
AAPL	equity	172.50	168.60	285.00	August,21 2020	AAPL	equity	0.28	0.18	365.00	August,21 2020
AAPL	equity	56.50	54.00	400.00	August,21 2020	AAPL	equity	0.13	0.05	315.00	August,21 2020
AAPL	equity	157.50	153.50	300.00	August,21 2020	AAPL	equity	0.15	0.10	335.00	August,21 2020
AAPL	equity	92.00	88.50	365.00	August,21 2020	AAPL	equity	0.03	0.02	265.00	August,21 2020
AAPL	equity	88.00	83.75	370.00	August,21 2020	AAPL	equity	0.22	0.18	350.00	August,21 2020
AAPL	equity	107.25	103.40	350.00	August,21 2020	AAPL	equity	0.54	0.48	390.00	August,21 2020

## Much More Coming

Over the next few months we have a lot of new features in the works for you. Such as:

- A premium technical charting service which will allow you to save your settings, create multiple charting templates, access to dozens of indicators, etc.
- Insider trading information
- Corporate announcements.
- Click-to-trade
- Automated portfolio management
- Financial planning

We are dedicated to making RIAPro a useful tool for your personal money management needs. With your help and suggestions, we will continue to improve.

Thank you for using RIAPro and let us know how we can serve you.