

# Long-Short Idea List: 06-06-19

## HOW TO READ THE CHARTS

There are four primary components to each chart:

- The price chart is contained within the shaded area which represents 2-standard deviations above and below the short-term moving average.
- The Over Bought/Over Sold indicator is in orange at the top.
- The Support/Resistance line (green) is the longer-term moving average which also acts as a trailing stop in many cases.
- The Buy / Sell is triggered when the green line is above the red line (Buy) or vice-versa (Sell).



## LONG CANDIDATES

AMT - American Tower

AMT American Tower Corp. NYSE + BATS

@ StockCharts.com

Real Estate / Specialty REITs

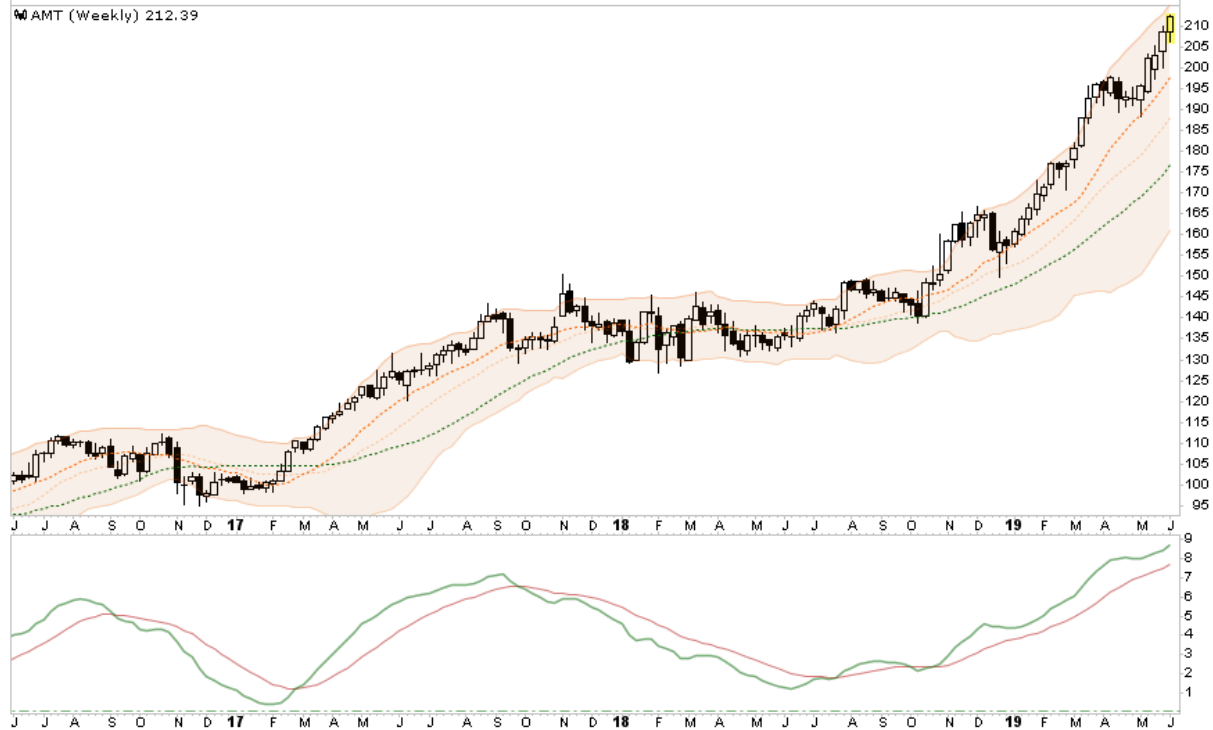
Wednesday 5-Jun-2019 3:19 pm

Open: **208.86** Ask: **212.46** P/E: **70.10** Options: **yes**  
 High: **212.62** Ask Size: **100** EPS: **3.03** Annual Dividend: **3.3**  
 Low: **206.41** Bid: **212.37** Last Size: **0 shrs** Yield: **1.55%**  
 Prev Close: **208.77** Bid Size: **100** VWAP: SCTR (Large): **98.5**

▲ **+1.73%**  
 Chg: **+3.62**  
 Last: **212.39**  
 Volume: **5,578,493**



AMT (Weekly) 212.39



- Our first long-recommendation for AMT was in January of this year. Since then, the stock has gone parabolic as the "yield chase" has ensued.
- Take profits for now.
- With the buy signal **EXTREMELY** extended, lower panel, a correction is going to occur at some point or at least a length consolidation as seen in 2017-2018.
- Move stops on all positions to \$190
- 

**ALE - Allete**

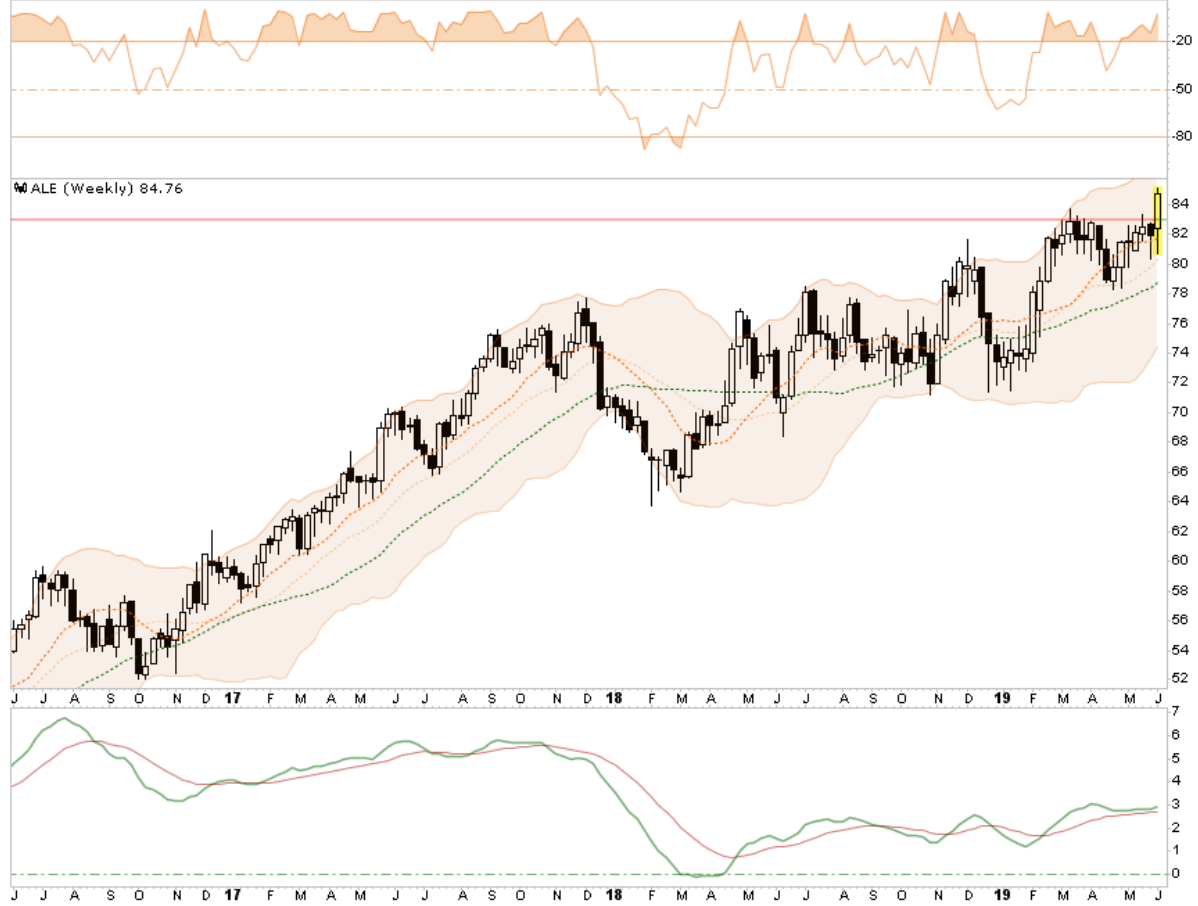
**ALE** Allele Inc. NYSE + BATS

© StockCharts.com

Utilities / Conventional Electricity

Wednesday 5-Jun-2019 3:19 pm

Open: <b>82.42</b>	Ask: <b>84.77</b>	P/E: <b>22.60</b>	Options: <b>yes</b>	Chg: <b>+3.50%</b>
High: <b>85.05</b>	Ask Size: <b>100</b>	EPS: <b>3.75</b>	Annual Dividend: <b>2.295</b>	Last: <b>84.76</b>
Low: <b>80.70</b>	Bid: <b>84.69</b>	Last Size: <b>0 shrs</b>	Yield: <b>2.71%</b>	Volume: <b>496,932</b>
Prev Close: <b>81.89</b>	Bid Size: <b>200</b>	VWAP: <b>84.69</b>	SCTR (Small): <b>79.5</b>	



- We stated last week that if ALE broke out to new highs positions could be added.
- If you are currently long ALE, hold with a stop at \$78.
- If not, you can take on a trading position with the breakout to new highs.
- Stop-loss on new positions is currently \$81

**APD - Air Products**

**APD** Air Products and Chemicals, Inc. NYSE + BATS

© StockCharts.com

Materials / Commodity Chemicals  
 Open: **204.18** Ask: **216.06** P/E: **28.19** Options: **yes** Wednesday 5-Jun-2019 3:19 pm  
 High: **216.64** Ask Size: **90** EPS: **7.67** Annual Dividend: **4.46** ▲ **+6.13%**  
 Low: **203.51** Bid: **215.98** Last Size: **0 shrs** Yield: **2.06%** Chg: **+12.47**  
 Prev Close: **203.59** Bid Size: **190** VWAP: SCTR (Large): **98.2** Last: **216.06**  
 Volume: **4,288,886**



- We previously recommended a long-position in APD back in January.
- The trade has gotten crazy overbought as APD has gone parabolic.
- Take profits and reduce overall weight to 1/2 position and wait for a correction to add back into it.
- Stop-loss is \$200

**CVS - CVS Healthcare**



- We previously took on a position in CVS but were ultimately stopped out. We like the business model and the fundamental backdrop of the company.
- The trade setup is not yet ideal but the basing process has allowed CVS to get deeply oversold. This provides a reasonable risk/reward point to start accumulating a position.
- Buy 1/2 position at current levels with a very tight stop at \$52
- Add second 1/2 on move about \$58 that remains for more than a week.
- Stop Loss is set tight at \$52

## WMT - Walmart



- Last week we discussed adding a position in WMT on a breakout above resistance.
- WMT has continued to push that resistance and looks to be working a breakout at recommended levels.
- Buy above \$103.50
- Stop loss is set at \$100

## SHORT CANDIDATES

**GOOG - Alphabet Inc.**

GOOG Alphabet Inc. - Class C Nasdaq GS + BATS

@ StockCharts.com

Communication Services / Internet

Wednesday 5-Jun-2019 3:28 pm

Open: <b>1065.50</b>	Ask: <b>1041.27</b>	P/E: <b>26.11</b>	Options: <b>yes</b>	Chg: <b>-5.67%</b>
High: <b>1065.50</b>	Ask Size: <b>70</b>	EPS: <b>39.87</b>	Annual Dividend: <b>N/A</b>	Chg: <b>-62.63</b>
Low: <b>1025.00</b>	Bid: <b>1040.86</b>	Last Size: <b>0 shrs</b>	Yield: <b>N/A</b>	Last: <b>1041.00</b>
Prev Close: <b>1103.63</b>	Bid Size: <b>70</b>	VWAP: <b></b>	SCTR (Large): <b>17.2</b>	Volume: <b>9,641,551</b>



- Last week, we recommended taking on a short-position in GOOG.
- The initial target was \$1000 but GOOG got in the neighborhood at \$1025.
- Close out the position and look for a re-entry on a failed attempt to get above \$1100

**ALB - Albemarle Corp.**

**ALB** Albemarle Corp. NYSE + BATS

© StockCharts.com

Materials / Specialty Chemicals

Wednesday 5-Jun-2019 3:19 pm

Open: <b>63.21</b>	Ask: <b>66.94</b>	P/E: <b>10.45</b>	Options: <b>yes</b>
High: <b>68.31</b>	Ask Size: <b>100</b>	EPS: <b>6.40</b>	Annual Dividend: <b>1.3725</b>
Low: <b>63.10</b>	Bid: <b>66.89</b>	Last Size: <b>0 shrs</b>	Yield: <b>2.05%</b>
Prev Close: <b>63.30</b>	Bid Size: <b>200</b>	VWAP: <b></b>	SCTR (Large): <b>3.9</b>

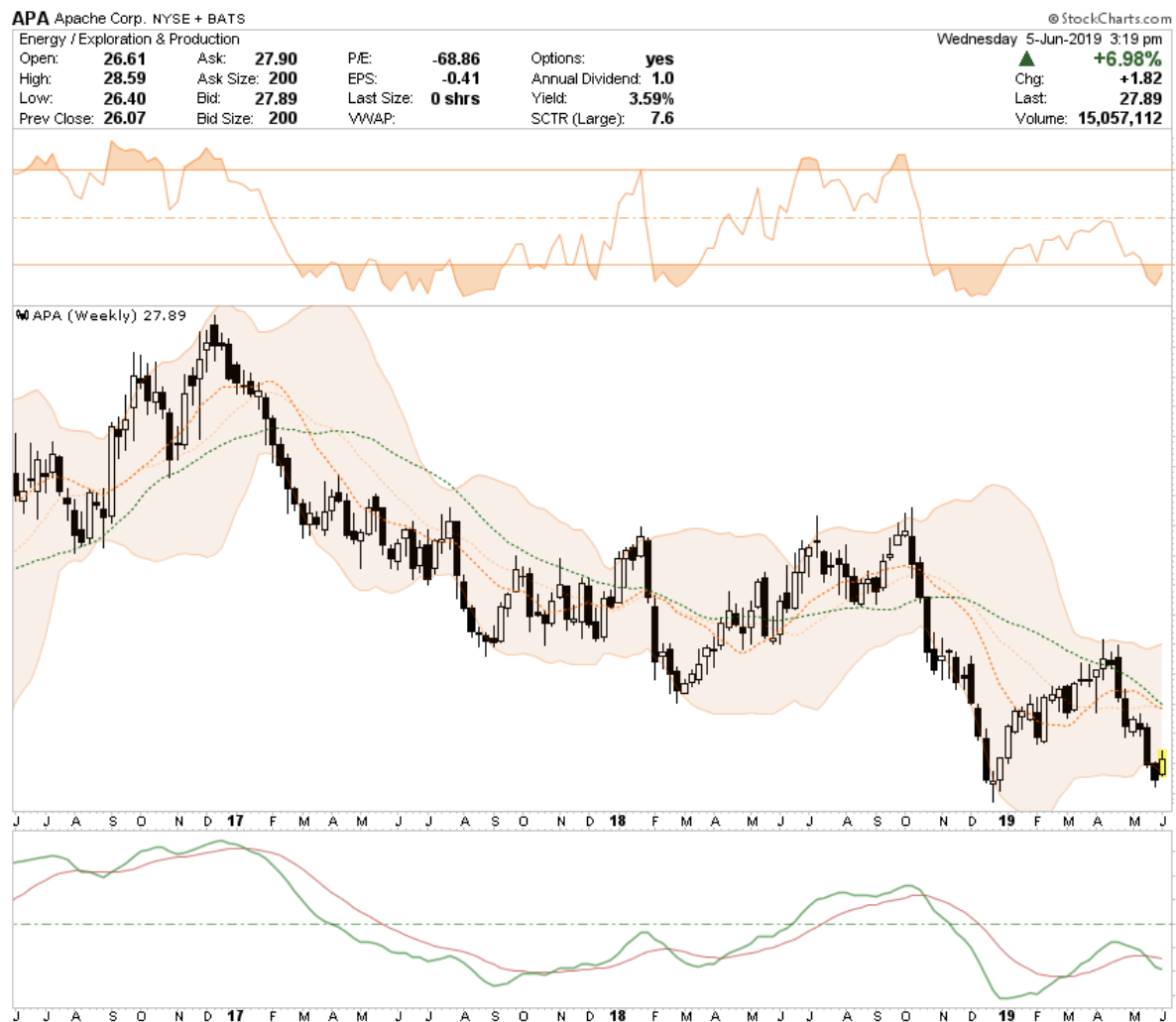
▲ **+5.62%**  
 Chg: **+3.56**  
 Last: **66.86**  
 Volume: **4,080,994**



- In January of this year we recommended a short-position on ALB.
- Targets have now been reached and ALB is deeply oversold.
- Close out the position and take profits.

**APA - Apache**





- In March we recommended a short position in APA given the potential weakness in oil prices.
- Close out short positions and take profits.
- 

## AMC - AMC Entertainment Holdings

**AMC AMC Entertainment Holdings Inc. NYSE + BATS**

© StockCharts.com

Consumer Discretionary / Recreational Services

Wednesday 5-Jun-2019 3:19 pm

Open: <b>11.94</b>	Ask: <b>11.22</b>	P/E: <b>-17.50</b>	Options: <b>yes</b>	Annual Dividend: <b>0.771</b>	Chg: <b>-6.43%</b>
High: <b>12.08</b>	Ask Size: <b>500</b>	EPS: <b>-0.64</b>	Yield: <b>6.88%</b>	Last: <b>11.21</b>	
Low: <b>11.13</b>	Bid: <b>11.21</b>	Last Size: <b>0 shrs</b>	SCTR (Small): <b>16.5</b>	Volume: <b>6,295,774</b>	
Prev Close: <b>11.98</b>	Bid Size: <b>300</b>	VWAP:			



- In May we recommended a short position in AMC.
- Initial targets have been reached and while AMC is oversold, it has just registered an important sell signal.
- Close out the short position for now.
- Look to re-enter the position on a failed rally to \$14.
- Look for a break below \$50 to establish the short position.

**BT - BT Group**

BT BT Group plc. NYSE + BATS

Communication Services / Fixed Telecommunications

@ StockCharts.com

Open: **12.39** Ask: **13.04** P/E: **9.11** Options: **no**  
 High: **13.12** Ask Size: **500** EPS: **1.43** Annual Dividend: **0.97735**  
 Low: **12.36** Bid: **13.03** Last Size: **0 shrs** Yield: **7.50%**  
 Prev Close: **12.40** Bid Size: **500** VWAP: SCTR (Large): **11.3**

Wednesday 5-Jun-2019 3:25 pm

▲ **+5.12%**  
 Chg: **+0.64**  
 Last: **13.03**  
 Volume: **4,132,620**



- We last recommended a short-position in BT Group back in April.
- The short has now hit our previous targets and is oversold.
- Close out the short-position and look to re-enter on a failed rally to \$14.