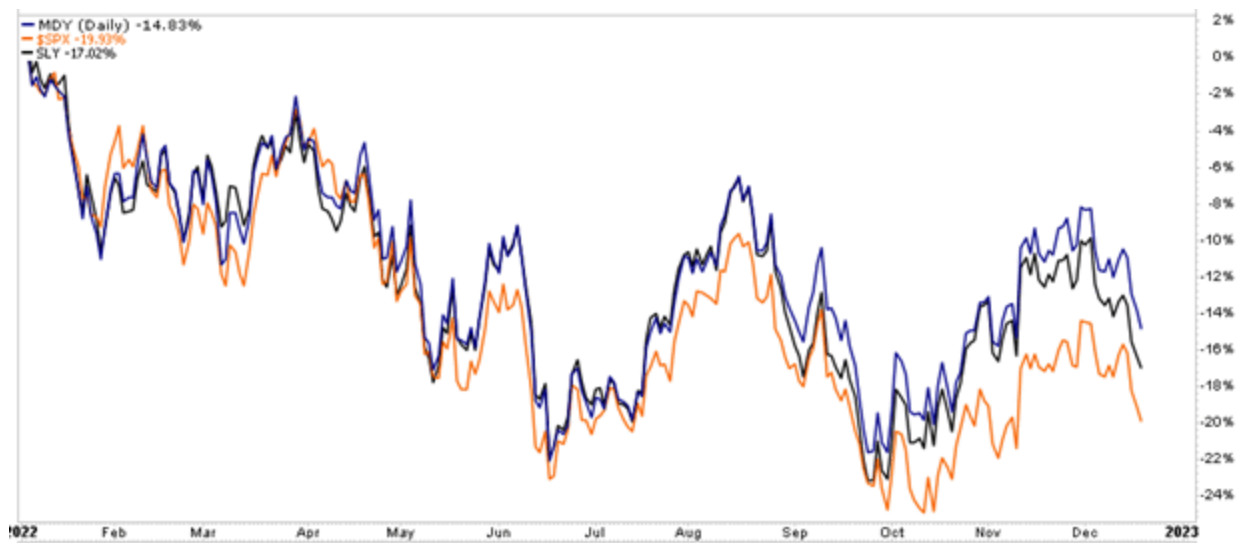


Five for Friday- Mid-Cap Value

We have done value scans on large and small-cap stocks in the past few months, so it is time to present a value screen on mid-cap stocks. Stocks in this scan have a market cap between \$2 billion and \$10 billion.

Mid-cap stocks tend to offer more growth than large-cap stocks and less price volatility than small-cap stocks. The graph below shows that mid-cap stocks (MDY) have outperformed small (SLY) and large-cap (SPX) stocks year to date.



Screening Criteria

We considered the following factors when screening:

- P/S <1
- P/B <1
- P/E <10
- Forward P/E <15
- PEG Ratio <1
- Return on Assets >15%
- Market Cap Between \$2 and \$10 billion

Ticker	Forward				Return on
	P/E	P/E	P/S	P/B	Assets
DQ	2.17	2.15	0.81	0.79	33.42%
CPE	1.69	2.28	0.66	0.76	16.39%
VET	3.13	2.94	0.92	0.97	16.95%
CPG	2.49	3.88	0.96	0.51	18.83%
MTH	3.48	6.82	0.58	0.92	15.60%

Company Summaries

Daqo New Energy Corp. (DQ)

Daqo New Energy Corp. (DQ) - Semiconductor Equipment & Materials

Description [\(Read More\)](#)

Daqo New Energy Corp., together with its subsidiaries, manufactures and sells polysilicon to photovoltaic product manufacturers in the People's Republic of China. Its products are used in ingots, wafers, cells, and modules for solar power solutions. The company was formerly known as Mega Stand International Limited and changed its name to Daqo New Energy Corp. in August 2009. Daqo New Energy Corp. was founded in 2006 and is based in Shanghai, the People's Republic of China.

Latest Price (Dec 21, 2022, 11:16:48 AM)

\$44.96 ▲ (\$0.70) (1.58%)

Last Close

\$44.26

Open

\$44.66

Volume

336,798

Annual Div.

N/A

Mkt Cap (mn)

\$3,371.09

52 Week Range

\$32.20

Day Range

\$44.11

Avg. Volume (3m)

1,284,026

Div. Yield

N/A

Beta

0.33



Callon Petroleum Company (CPE)

Callon Petroleum Company (CPE) - Oil & Gas E&P

Description [Read More](#)
Callon Petroleum Company, an independent oil and natural gas company, focuses on the acquisition, exploration, and development of oil and natural gas properties in Permian Basin in West Texas. As of December 31, 2021, its estimated net proved reserves totaled approximately 484.6 million barrel of oil equivalent, including 290.3 MMBbls oil, 577.3 bcf of natural gas, and 98.1 MMBbls of natural gas liquids. The company was founded in 1950 and is headquartered in Houston, Texas.



Vermilion Energy Inc. (VET) - Oil & Gas E&P

Description [Read More](#)
Vermilion Energy Inc., together with its subsidiaries, engages in the acquisition, exploration, development, and production of petroleum and natural gas in North America, Europe, and Australia. The company owns 81% working interest in 636,714 net acres of developed land and 85% working interest in 301,026 net acres of undeveloped land in Canada; 130,715 net acres of land in the Powder River basin in the United States; 96% working interest in 248,873 net acres of developed land and 86% working interest in 134,360 net acres of undeveloped land in the Argentine and Davis Basins in Ecuador; 51% working interest in 901,791 net acres of land in the Netherlands; 54.67% net developed acres and 930,773 net undeveloped acres in Germany; 97% 17% net acres land in Croatia; 946,626 net acres land in



YTD 1M 3M 6M 1Y 3Y Max



Yearly Quarterly



Quarter	Revenue (USD mn)	Earnings (USD mn)
4Q2021	~700	~350
1Q2022	~750	~250
2Q2022	~800	~350
3Q2022	~900	~250

EPS



Period	EPS
2021-12-31	~1.5
2022-03-31	~1.2
2022-06-30	~1.5
2022-09-30	~1.2
2022-12-31 (E)	~0.5
2023-03-31 (E)	~1.4

Crescent Point Energy Corp. (CPG)

Crescent Point Energy Corp. (CPG) - Oil & Gas E&P

Description [Read More](#)

Crescent Point Energy Corp. explores, develops, and produces light and medium crude oil, natural gas liquids, and natural gas reserves in Western Canada and the United States. It's crude oil and natural gas properties, and related assets are located in the provinces of Saskatchewan, Alberta, British Columbia, and Manitoba; and the states of North Dakota and Montana. The company was incorporated in 1994 and is headquartered in Calgary, Canada.

Latest Price (Dec 21, 2022, 10:22:24 AM)

\$6.88 ▲ (\$0.18) (2.67%)

52 Week Range

\$4.55

Last Close

\$6.70

Open

\$6.90

Day Range

\$6.79

\$10.96

\$6.05

Volume

2,062,089

Avg. Volume (3m)

10,975,885

Annual Div.

\$0.22

Div. Yield

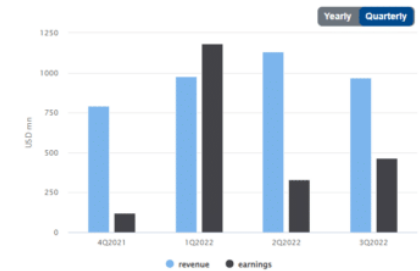
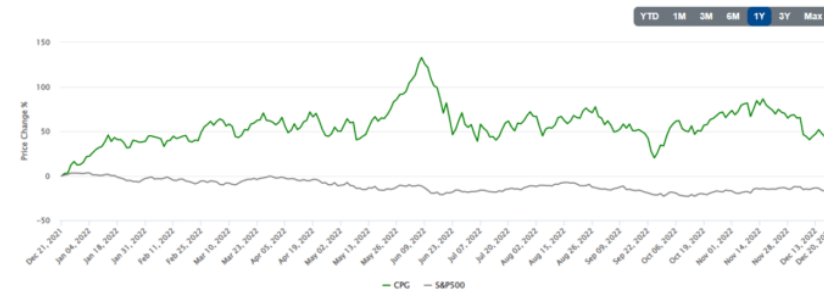
3.28%

Mkt Cap (mn)

\$3,802.72

Beta

3.00



Meritage Homes Corporation (MTH)

Meritage Homes Corporation (MTH) - Residential Construction

Description [Read More](#)

Meritage Homes Corporation, together with its subsidiaries, designs and builds single-family homes in the United States. The company operates through two segments, Homebuilding and Financial Services. It acquires and develops land; and constructs, markets, and sells homes for first-time and first move-up buyers. The company also offers title insurance and closing/settlement services to its homebuyers. It builds and sells homes in Texas, Arizona, California, Colorado, Florida, North Carolina, South Carolina, Georgia, and Tennessee under the Meritage Homes brand name. Meritage Homes Corporation was founded in 1985 and is based in Grubbsville, Arizona.

Latest Price (Dec 21, 2022, 10:23:41 AM)

\$91.48 ▲ (\$2.17) (2.43%)

52 Week Range

\$62.51

Last Close

\$89.31

Open

\$90.55

Day Range

\$90.01

\$123.30

\$91.85

Volume

64,948

Avg. Volume (3m)

364,322

Annual Div.

N/A

Div. Yield

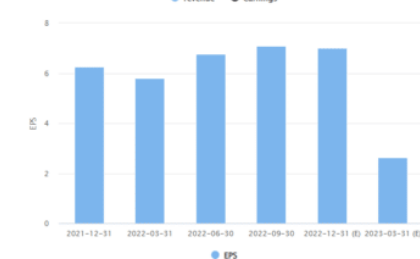
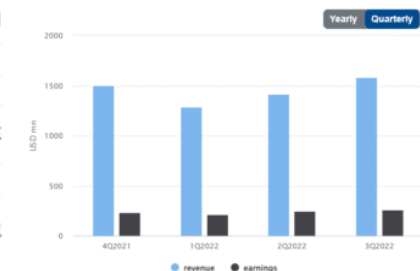
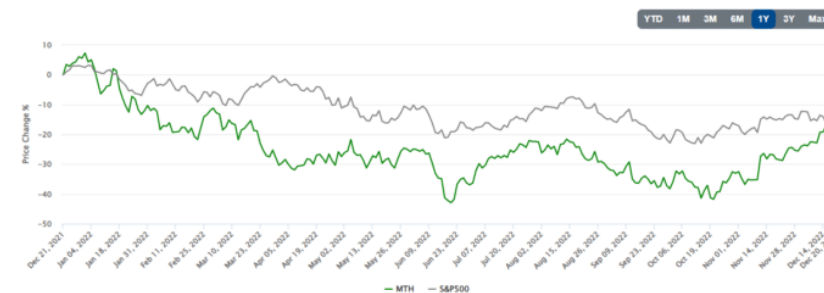
N/A

Mkt Cap (mn)

\$3,345.55

Beta

1.58



Five for Friday

Five for Friday uses stock screens to produce five stocks that we expect will outperform if a particular investment theme plays out in the future. Investment themes may be relevant to the current or expected market, industry and/or economic trends. Investment themes may not always represent our current forecast.

Disclosure

This report is not a recommendation to buy or sell the named securities. We intend to elicit ideas about stocks meeting specific criteria and investment themes. Please read our [disclosures](#) carefully and do your own research before investing.