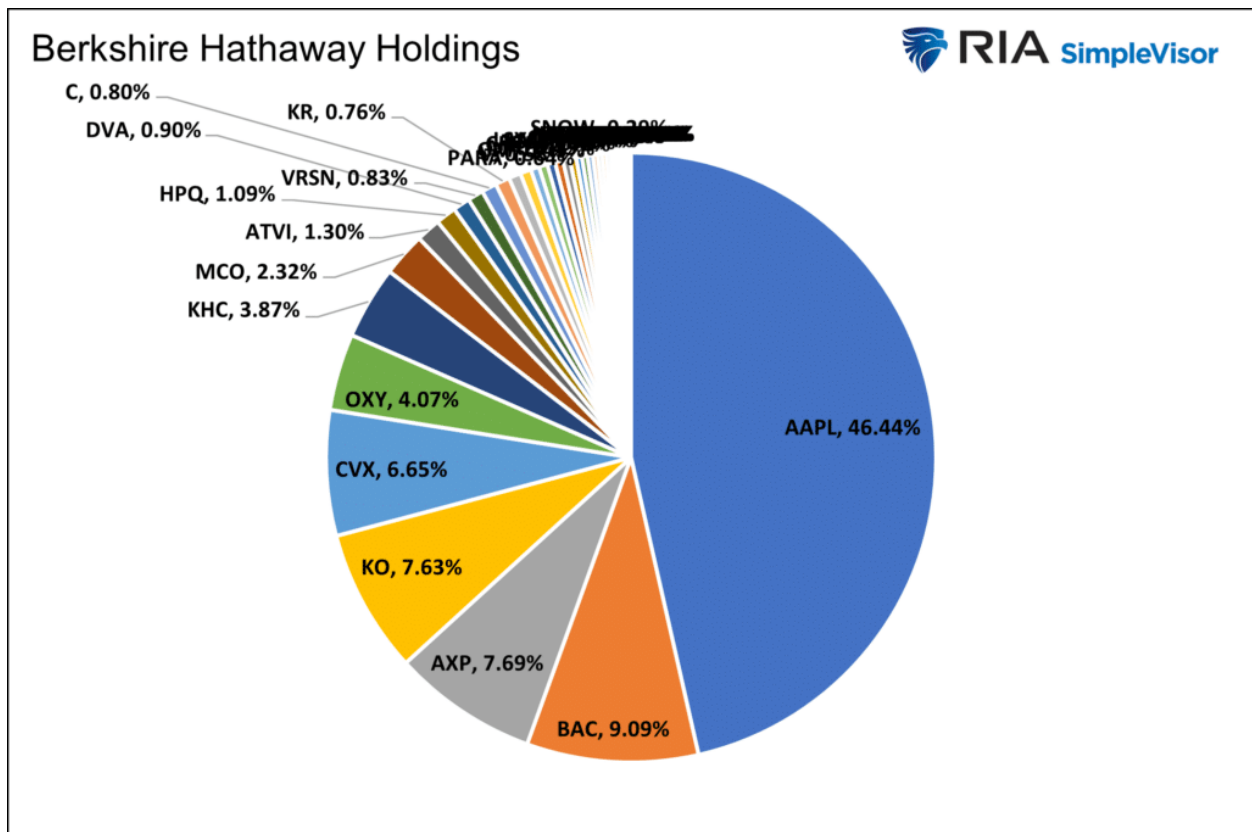


## Five for Friday- The Best of Buffet

Last week's screen was based on the preferred factors that infamous investor Peter Lynch used. This week we move on to Warren Buffet. Not only do we rank stocks based on a handful of Buffet's preferred fundamental factors, but we do so on the 47 stock holdings in his portfolio holding company Berkshire Hathaway.

The pie chart below shows that Apple comprises over half of Berkshire's holdings, and 30 of its 47 stocks constitute less than half a percent of its portfolio. The sheer number of small holdings results in a labeling issue in the chart.

Of the stocks that ranked in the top five of this screen, only one, Chevron (CVX @ 6.65%), has a meaningful contribution to the portfolio.



## Screening Criteria

- Revenue Growth (Last 5 Years)
- Profit Growth (Last 5 and Next 5 Years)
- Price to Free Cash Flow
- ROIC
- Debt to Equity

Ticker	Market Cap (\$mms)	Percentage of BRK	Sales growth past 5 years	EPS growth past 5 years	EPS growth next 5 years	P/Free Cash Flow	Return on Investment	Total Debt/Equity
FND	10,260.48	0.14%	25.20%	26.60%	13.59%	22.21	15.00%	0.18
V	457,061.71	0.58%	9.80%	20.10%	14.65%	31.11	28.10%	0.56
AON	63,907.54	0.42%	4.50%	33.60%	9.10%	25.75	31.20%	-
LSXMA	29,233.12	0.17%	10.70%	40.10%	44.12%	21.75	6.60%	1.45
CVX	299,516.23	6.65%	11.80%	37.10%	-7.68%	12.17	15.20%	0.15

# Company Summaries

## Floor and Decor Holdings (FND)

Floor & Decor Holdings, Inc. (FND) - Home Improvement Retail

Description [Read Less](#)

Floor & Decor Holdings, Inc. together with its subsidiaries, operates as a multi-channel specialty retailer and commercial flooring distributor in Georgia. The company offers tile, wood, laminate, vinyl, and natural stone flooring products, as well as decorative accessories, wall tiles, and installation materials and tools. It also sells products through its Website, FloorandDecor.com. The company serves installers, commercial businesses, and other sectors. The company was formerly known as FDO Holdings, Inc. and changed its name to Floor & Decor Holdings, Inc. in April 2017. Floor & Decor Holdings, Inc. was founded in 2000 and is headquartered in Atlanta, Georgia.

Latest Price (Jun 15, 2023, 11:17:26 AM)

\$96.50 ▲ (\$0.36) (0.37%)

Last Close

\$96.14

Open

\$95.99

Volume

192,290

Annual Div.

N/A

Mkt Cap (mn)

\$10,255.15

52 Week Range

\$59.91 - \$102.61

Day Range

\$94.66 - \$96.70

Avg. Volume (3m)

1,286,869


Div. Yield

N/A


Beta

1.88


YTD 1M 3M 6M 1Y 3Y Max



Yearly Quarterly



EPS



## Visa Inc. (V)

## Visa Inc. (V) - Credit Services

### Description [\(Read Less\)](#)

Visa Inc. operates as a payments technology company worldwide. The company operates VisaNet, a transaction processing network that enables authorization, clearing, and settlement of payment transactions. It also offers credit, debit, and prepaid card products; tap to pay, tokenization, click to pay; Visa Direct, a real-time payments network; Visa B2B Connect, a multilateral B2B cross-border payments network; Visa Treasury as a Service, a cross-border consumer payments business; and Visa DPS that provides a range of value added services, including fraud mitigation, dispute management, data analytics, campaign management, a suite of digital solutions, and contact center services. Further, the company provides Cybersource, a payment management platform; and risk and identity solutions, such as Visa Advanced Authorization, Visa Secure, Visa Advanced Identity Score, and Visa Consumer Authentication Service; and Visa Consulting and Analytics, a payments consulting advisory services. It provides its services under the Visa, Visa Electron, Interlink, VPAY, and PLUS brands. The company serves consumers, merchants, financial institutions, and government entities. Visa Inc. was founded in 1958 and is headquartered in San Francisco, California.

Latest Price (Jun 15, 2023, 11:59:39 AM)

**\$224.57** ▲ (\$1.13) (0.51%)

52 Week Range

\$174.60

Last Close

\$223.44

Day Range

\$221.40

Open

\$222.02

Volume

2,956,126

Avg. Volume (3m)

6,659,946

Annual Div.

\$1.73

Div. Yield

0.77%

Mkt Cap (mn)

\$470,339.42

Beta

0.97



## Aon PLC (AON)

### Aon plc (AON) - Insurance Brokers

#### Description [\(Read Less\)](#)

Aon plc, a professional services firm, provides advice and solutions to clients focused on risk, retirement, and health worldwide. It offers commercial risk solutions, including retail brokerage, specialty solutions, global risk consulting and captives management, and affinity programs; and health solutions, such as health and benefits brokerages, and health care exchanges. The company also provides treaty and facultative reinsurance, as well as insurance-linked securities, capital raising, strategic advice, restructuring, and mergers and acquisitions services; and corporate finance advisory services. In addition, it offers strategic design consulting services on their retirement programs, actuarial services, and risk management services; advice services on developing and maintaining investment programs across a range of plan types, including defined benefit plans, defined contribution plans, endowments, and foundations for public and private companies, and other institutions; and advice and solutions that help clients in risk, health, and wealth through commercial risk, reinsurance, health, and wealth solutions. Aon plc was founded in 1919 and is headquartered in Dublin, Ireland.

Latest Price (Jun 15, 2023, 11:21:01 AM)

**\$329.18** ▲ (\$6.21) (1.92%)

52 Week Range

\$246.21

Last Close

\$322.97

Day Range

\$322.09

Open

\$323.74

Volume

269,833

Avg. Volume (3m)

845,117

Annual Div.

\$2.24

Div. Yield

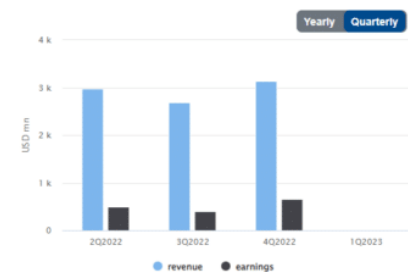
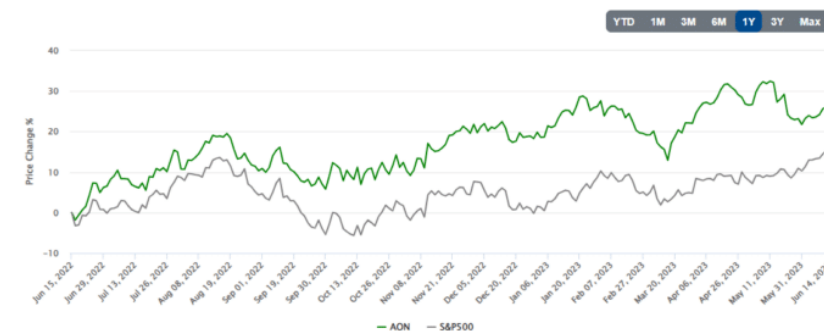
0.69%

Mkt Cap (mn)

\$67,233.70

Beta

0.90

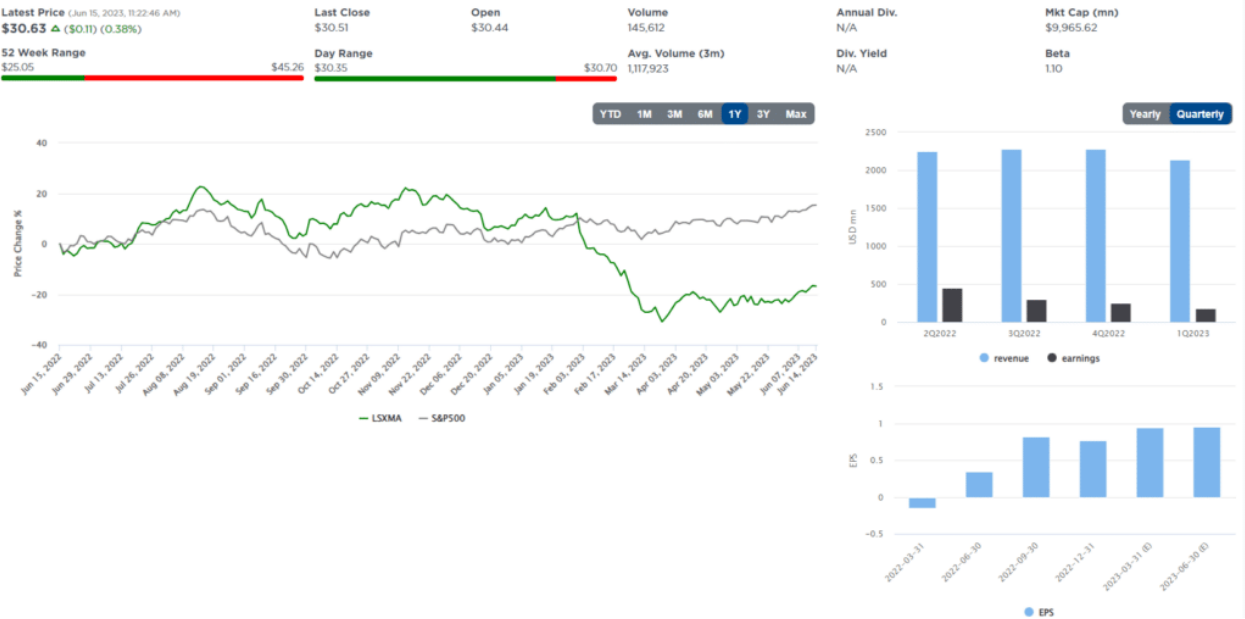


## Liberty SiriusXM Group (LSXMA)

The Liberty SiriusXM Group (LSXMA) - Broadcasting

**Description** [\(Read Less\)](#)

The Liberty SiriusXM Group, through its subsidiaries, engages in the entertainment business in the United States and Canada. It features music, sports, entertainment, comedy, talk, news, traffic, weather channels, podcast, and infotainment services through proprietary satellite radio systems, as well as streamed through applications for mobile and home devices, and other consumer electronic equipment. It also offers connected vehicle services; a suite of data services that include graphical weather, fuel prices, sports schedules and scores, and movie listings; and traffic information services, which provide information as to road closings, traffic flow and incident data to consumers with compatible in-vehicle navigation systems, and real-time weather services in vehicles, boats, and planes. In addition, the company operates a music, comedy, and podcast streaming platform. Further, it offers ad-supported radio services; Pandora Plus, a radio subscription service; and Pandora Premium, an on-demand subscription service. Additionally, the company distributes satellite radios through automakers and retailers, as well as through its website. As of December 31, 2021, it served approximately 34.0 million subscribers through Sirius XM and approximately 6.4 million subscribers through Pandora. The Liberty SiriusXM Group is based in Englewood, Colorado. The Liberty SiriusXM Group operates as a subsidiary of Liberty Media Corporation.

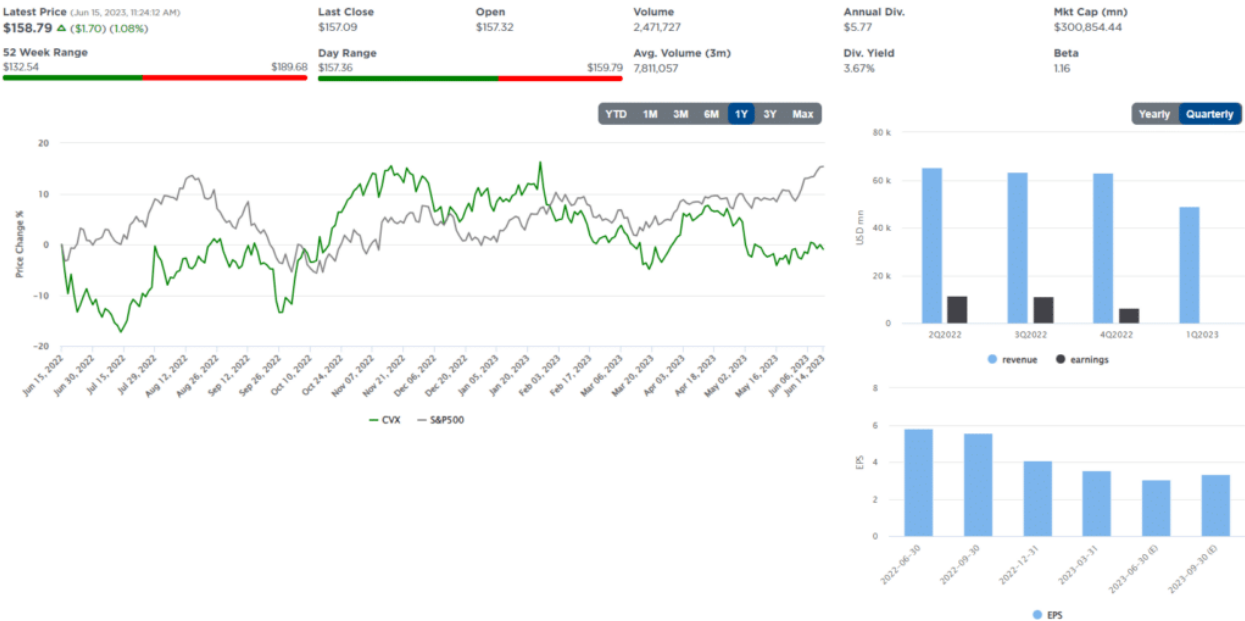


Chevron Corp. (CVX)

Chevron Corporation (CVX) - Oil & Gas Integrated

**Description** [\(Read Less\)](#)

Chevron Corporation, through its subsidiaries, engages in the integrated energy and chemicals operations in the United States and internationally. The company operates in two segments, Upstream and Downstream. The Upstream segment is involved in the exploration, development, production, and transportation of crude oil and natural gas; liquefaction, transportation, and regasification associated with liquefied natural gas; transportation of crude oil through pipelines; and processing, transportation, storage, and marketing of natural gas, as well as a gas-to-liquids plant. The Downstream segment refines crude oil into petroleum products; markets crude oil, refined products, and lubricants; manufactures and markets renewable fuels; transports crude oil and refined products by pipeline, marine vessel, motor equipment, and rail car; and manufactures and markets commodity petrochemicals, plastics for industrial uses, and fuel and lubricant additives. The company was formerly known as ChevronTexaco Corporation and changed its name to Chevron Corporation in 2005. Chevron Corporation was founded in 1879 and is headquartered in San Ramon, California.



Disclosure

This report is not a recommendation to buy or sell the named securities. We intend to elicit ideas about stocks meeting specific criteria and investment themes. Please read our [disclosures](#) carefully and do your own research before investing.