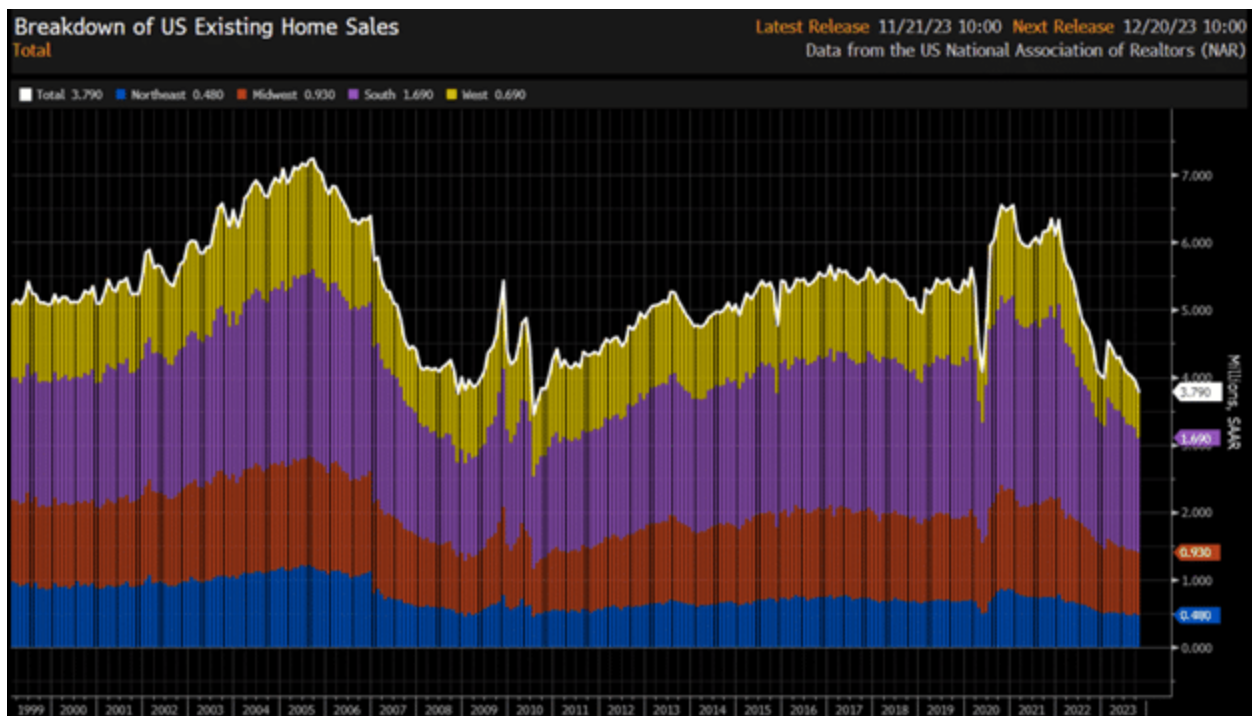


Five For Friday- Four Mortgage Financing Stocks For Lower Mortgage Rates

Existing home sales fell -4.1% in October to a seasonally adjusted annual rate of 3.79 million. That's the lowest reading in over ten years, as shown below. For perspective, consider the current 3.79 million home sales are lower than during the first months of the pandemic.



The data is based on home sales that settled in October when mortgage rates peaked near 8%. Mortgage rates are now down half a percent and could fall much further if the economy slows. Consequently, lower mortgage rates may revive the housing market. Therefore, mortgage financing companies that have been struggling may show signs of life.

Our scan seeks stocks with low valuations and low levels of debt within the mortgage finance industry. Only four stocks met our criteria shown below.

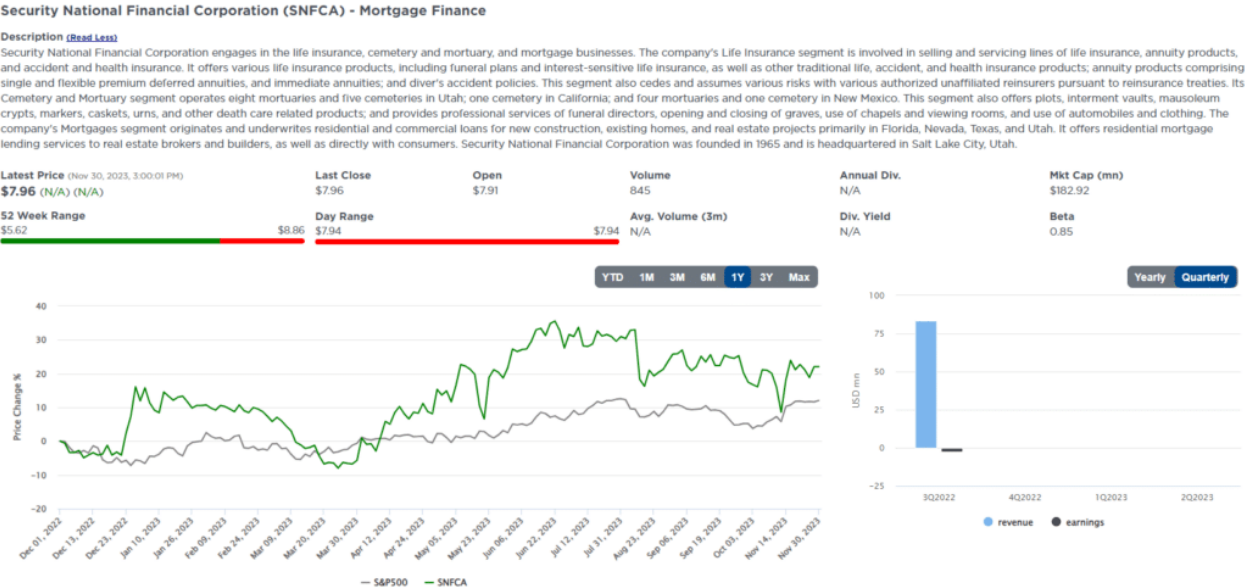
Screen Criteria

- Industry- Mortgage Finance
- P/E < 10
- Debt To Equity <2

Market			
Cap		Debt to	
Ticker	(mms)	P/E	Equity
SNFCA	180	5.35	0.36
CNF	144	6.09	1.84
IOR	50	8.77	0.00
COOP	3,970	9.04	1.79

Company Summaries

Security Natl. Financial Corp. (SNFCA)



CNFinance Holdings (CNF)

CNFinance Holdings Limited (CNF) - Mortgage Finance

Description [\(Read Less\)](#)
CNFinance Holdings Limited, through its subsidiaries, provides home equity loan services in the People's Republic of China. It offers micro credit loan services for micro and small-enterprise owners; and loan lending agency services for financial institutions. The company provides bridge loan products, which are unsecured short-term loans to pay off borrowers' existing loans secured by real property. It operates approximately 87 branches and sub-branches in China. The company was founded in 1999 and is headquartered in Guangzhou, the People's Republic of China.

Latest Price (Dec 1, 2023, 9:14:51 AM) \$2.11 ▼ (-\$0.04) (-1.64%)	Last Close \$2.15	Open \$2.12	Volume 792	Annual Div. N/A	Mkt Cap (mn) \$145.03
52 Week Range \$1.41 - \$4.10	Day Range \$2.11 - \$2.15	Avg. Volume (3m) N/A	Div. Yield N/A	Beta 0.20	



Income Opportunity Realty Investors (IOR)

Income Opportunity Realty Investors, Inc. (IOR) - Mortgage Finance

Description [\(Read Less\)](#)
Income Opportunity Realty Investors, Inc., a Dallas-based real estate investment company, currently holds a portfolio of notes receivable. The Company invests in real estate through direct equity ownership and partnerships.

Latest Price (Nov 30, 2023, 9:45:47 AM) \$13.00 ▲ (\$0.03) (0.23%)	Last Close \$12.97	Open \$13.00	Volume 5,532	Annual Div. N/A	Mkt Cap (mn) \$54.19
52 Week Range \$10.58 - \$13.39	Day Range \$12.02 - \$13.00	Avg. Volume (3m) N/A	Div. Yield N/A	Beta 0.13	



Mr. Copper Group (COOP)

Mr. Cooper Group Inc. (COOP) - Mortgage Finance

Description [Read Less](#)

Mr. Cooper Group Inc. engages in non-banking services for mortgage loans in the United States. The company operates through two segments: Servicing and Originations. The Servicing segment performs activities for underlying mortgages, including collecting and disbursing borrower payments, investor reporting, customer service, and modifying loans. The Originations segment originates residential mortgage loans through its direct-to-consumer channel, as well as originates and purchases loans from mortgage bankers. It operates primarily under the Mr. Cooper and Xome brands. The company was formerly known as WMIH Corp. and changed its name to Mr. Cooper Group Inc. in October 2018. Mr. Cooper Group Inc. was incorporated in 2015 and is based in Coppell, Texas.

Latest Price (Dec 1, 2023, 9:33:21 AM)

\$60.67 ▲ (\$0.15) (0.25%)

Last Close

\$60.52

Open

\$60.46

Volume

32,804

Annual Div.

N/A

Mkt Cap (mn)

\$3,995.74

52 Week Range

\$37.54

Day Range

\$60.01

Avg. Volume (3m)

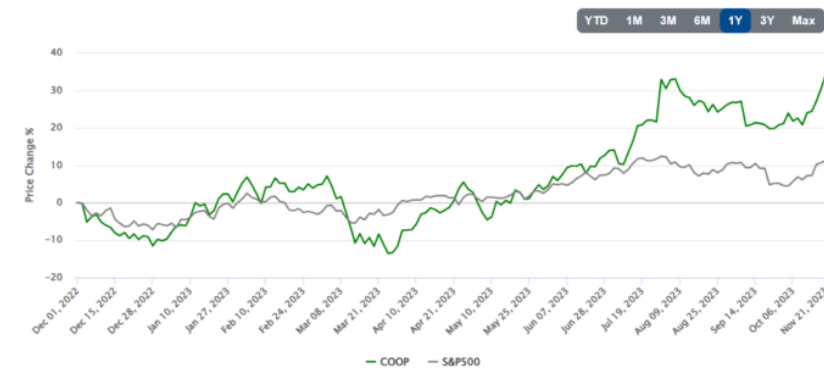
N/A

Div. Yield

N/A

Beta

1.54



Five for Friday

Five for Friday uses stock screens to produce five stocks that we expect will outperform if a particular investment theme plays out in the future. Investment themes may be relevant to the current or expected market, industry and/or economic trends. Investment themes may not always represent our current forecast.

Disclosure

This report is not a recommendation to buy or sell the named securities. We intend to elicit ideas about stocks meeting specific criteria and investment themes. Please read our [disclosures](#) carefully and do your own research before investing.