



## Corporations Are Hoarding Cash - RIA

The Bloomberg graph below provides us with a reason to be optimistic about the earnings and share prices of the largest corporations. As shown, the amount of cash corporations hold is at an all-time high and double the pre-pandemic trend. Large amounts of cash are a good thing for shareholders in today's high interest-rate environment. In the five years preceding the pandemic, corporate debt securities outstanding rose on average by 3.5% per year. In 2020, corporate debt shot higher by 11% as corporations took advantage of historically low-interest rates to fortify their cash and pre-fund future needs. Consequently, corporate debt issuance has been below average, sparing some corporations the need to borrow at higher interest rates.

Additionally, corporations with excess cash are investing at money market rates that are often higher than their borrowing costs. For shareholders, not only does the situation help the income statement, but the cash allows some companies to buy back their shares and provide an additional tailwind to their stock price. The problem is the actions of a few large companies bias the data. Investor's Business Daily helps us better appreciate the uneven distribution of corporate cash balances. Per their [article](#), 13 corporations held over \$1 trillion of cash or a quarter of the total amount in the S&P 500. For example, in aggregate, Apple, Google, and Microsoft held almost \$450 billion of cash as of last September.

# Cash Held by Corporations Is at an All-Time High

US corporate cash Pre-covid baseline



## What To Watch Today

### Earnings

Time	Symbol	Company Name	Market Cap ▼	Fiscal Quarter Ending	Consensus EPS* Forecast	# Of Ests	Last Year's Report Date	Last Year's EPS*
📈	NVDA	NVIDIA Corporation	\$1,793,541,100,000	Jan/2024	\$4.20	14	2/22/2023	\$0.65
📈	RIO	Rio Tinto Plc	\$112,462,388,720	Dec/2023		2	N/A	N/A
📈	ADI	Analog Devices, Inc.	\$93,336,842,915	Jan/2024	\$1.71	11	2/15/2023	\$2.75
📈	SNPS	Synopsys, Inc.	\$84,035,064,714	Jan/2024	\$2.42	5	2/15/2023	\$1.75
📈	SU	Suncor Energy Inc.	\$42,918,179,860	Dec/2023	\$0.78	4	2/14/2023	\$1.33
📈	VRSK	Verisk Analytics, Inc.	\$35,478,210,742	Dec/2023	\$1.42	9	2/28/2023	\$1.43
📈	EXC	Exelon Corporation	\$34,750,720,192	Dec/2023	\$0.58	5	2/14/2023	\$0.43
📈	ANSS	ANSYS, Inc.	\$28,654,994,069	Dec/2023	\$3.13	7	2/22/2023	\$2.61
📈	TCOM	Trip.com Group Limited	\$26,650,256,737	Dec/2023	\$0.19	1	3/06/2023	\$0.11
📈	NTR	Nutrien Ltd.	\$25,280,483,303	Dec/2023	\$0.72	7	2/15/2023	\$2.02
📈	VRT	Vertiv Holdings, LLC	\$24,019,371,255	Dec/2023	\$0.54	3	2/22/2023	\$0.28
📈	ICLR	ICON plc	\$23,620,559,101	Dec/2023	\$3.27	6	2/22/2023	\$2.99
📈	GRMN	Garmin Ltd.	\$23,380,657,609	Dec/2023	\$1.40	5	2/22/2023	\$1.35
📈	TS	Tenaris S.A.	\$19,118,793,961	Dec/2023	\$1.03	5	2/15/2023	\$1.37
📈	RIVN	Rivian Automotive, Inc.	\$15,610,796,749	Dec/2023	(\$1.67)	5	2/28/2023	(\$1.73)
📈	NDSN	Nordson Corporation	\$15,082,490,613	Jan/2024	\$2.03	5	2/20/2023	\$1.95
📈	FNF	Fidelity National Financial, Inc.	\$14,258,369,931	Dec/2023	\$1.02	2	2/22/2023	\$1.06
📈	HST	Host Hotels & Resorts, Inc.	\$13,911,217,876	Dec/2023	\$0.44	10	2/15/2023	\$0.44
📈	MRO	Marathon Oil Corporation	\$13,683,083,230	Dec/2023	\$0.62	9	2/15/2023	\$0.88
📈	AGR	Avangrid, Inc.	\$12,233,564,041	Dec/2023	\$0.94	5	2/21/2023	\$0.39
📈	RGEN	Repligen Corporation	\$11,636,508,149	Dec/2023	\$0.33	7	2/22/2023	\$0.68
📈	TPL	Texas Pacific Land Corporation	\$11,602,940,679	Dec/2023	\$12.46	1	2/22/2023	\$12.94
📈	WES	Western Midstream Partners, LP	\$11,062,902,156	Dec/2023	\$0.78	5	2/22/2023	\$0.85
📈	EXAS	Exact Sciences Corporation	\$11,026,421,085	Dec/2023	(\$0.53)	6	2/21/2023	(\$0.72)
📈	DINO	HF Sinclair Corporation	\$10,799,732,516	Dec/2023	\$0.67	4	2/24/2023	\$2.97
📈	NI	NiSource, Inc	\$10,707,459,921	Dec/2023	\$0.52	2	2/22/2023	\$0.50
📈	UTHR	United Therapeutics Corporation	\$10,090,935,942	Dec/2023	\$3.92	10	2/22/2023	\$2.67
📈	CLH	Clean Harbors, Inc.	\$10,073,566,111	Dec/2023	\$1.68	5	3/01/2023	\$1.44
📈	MOS	Mosaic Company (The)	\$9,984,823,150	Dec/2023	\$0.82	6	2/22/2023	\$1.74
📈	APA	APA Corporation	\$9,683,132,120	Dec/2023	\$1.38	9	2/22/2023	\$1.48
📈	WING	Wingstop Inc.	\$9,391,007,359	Dec/2023	\$0.57	9	2/22/2023	\$0.60
📈	ETSY	Etsy, Inc.	\$9,168,970,668	Dec/2023	\$0.78	11	2/22/2023	\$0.77
📈	CHDN	Churchill Downs, Incorporated	\$8,875,291,683	Dec/2023	\$0.68	7	2/22/2023	\$0.73
📈	LCID	Lucid Group, Inc.	\$8,493,782,432	Dec/2023	(\$0.28)	3	2/22/2023	(\$0.40)
📉	WF	Woori Bank	\$8,062,031,411	Dec/2023	\$0.94	1	2/08/2023	\$1.46
📈	COKE	Coca-Cola Consolidated, Inc.	\$7,930,797,052	Dec/2023		2	N/A	\$13.54
📈	RRC	Range Resources Corporation	\$7,420,125,121	Dec/2023	\$0.42	10	2/27/2023	\$1.26
📈	WIX	Wix.com Ltd.	\$7,230,913,200	Dec/2023	\$0.10	7	2/22/2023	(\$0.42)
📈	CHRD	Chord Energy Corporation	\$6,757,691,611	Dec/2023	\$5.04	4	2/22/2023	\$5.28
Time	Symbol	Company Name	Market Cap ▼	Fiscal Quarter Ending	Consensus EPS* Forecast	# Of Ests	Last Year's Report Date	Last Year's EPS*
📈	NVDA	NVIDIA Corporation	\$1,793,541,100,000	Jan/2024	\$4.20	14	2/22/2023	\$0.65

## Economy

Time	Event	Impact	Actual	Dev	i	Consensus	Previous	
WEDNESDAY, FEBRUARY 21								
12:00	<b>USD</b> MBA Mortgage Applications(Feb 16)		-	-	-	-	-2.3%	
13:00	<b>USD</b> Fed's Bostic speech					<b>SPEECH</b>		
13:55	<b>USD</b> Redbook Index (YoY)(Feb 16)		-	-	-	-	2.5%	
15:30	<b>USD</b> EIA Crude Oil Stocks Change(Feb 16)		-	-	-	-	12.018M	
18:00	<b>USD</b> 20-Year Bond Auction		-	-	-	-	4.423%	
18:00	<b>USD</b> Fed's Bowman speech					<b>SPEECH</b>		
19:00	<b>USD</b> FOMC Minutes					<b>REPORT</b>		
Time	Event	Impact	Actual	Dev	i	Consensus	Previous	
WEDNESDAY, FEBRUARY 21								
12:00	<b>USD</b> MBA Mortgage Applications(Feb 16)		-	-	-	-	-2.3%	
13:00	<b>USD</b> Fed's Bostic speech					<b>SPEECH</b>		
13:55	<b>USD</b> Redbook Index (YoY)(Feb 16)		-	-	-	-	2.5%	
15:30	<b>USD</b> EIA Crude Oil Stocks Change(Feb 16)		-	-	-	-	12.018M	
18:00	<b>USD</b> 20-Year Bond Auction		-	-	-	-	4.423%	
18:00	<b>USD</b> Fed's Bowman speech					<b>SPEECH</b>		
19:00	<b>USD</b> FOMC Minutes					<b>REPORT</b>		

## Market Trading Update

All eyes are on Nvidia today as they report earnings. While the consensus forecast is \$4.20, the forecast for revenue growth over the rest of the year will be critical. The risk of disappointment is elevated, so be ready for some volatility in the market over the next couple of days. NVDA triggered a sell signal yesterday from a very elevated level, which is why we took some profits last week. There is decent support at \$600/share, so a correction could be deep and swift to work off the overbought condition.



TradingView



As [\*\*\*we noted yesterday\*\*\*](#), while the overall market remains strong, positioning is becoming very stretched on both a technical and absolute positioning basis. Yesterday's selloff triggered a short-term sell signal from an elevated level, and the 20-DMA is currently acting as support. A break of that moving average suggests a bigger correction is at play, and we will watch closely for signs of a larger reversal at work. Regardless, the corrective process was needed and should be used as an opportunity to rebalance exposures and move allocations to target levels as needed.





TradingView





## Inflation Expectations

The Fed considers inflation expectations as equally important as recent inflation trends. This is a relic from inflation lessons learned in the 1970s. At the time, they failed to appreciate that if consumers thought prices would rise soon, they would buy something today instead of waiting for tomorrow. Therefore, as inflation expectations rose, so did demand. The result was a circular inflation problem.

Minneapolis Fed President Neel Kashkari published a paper last weekend affirming the importance of expectations. The following quote is from his article, [Policy Has Tightened A Lot](#):

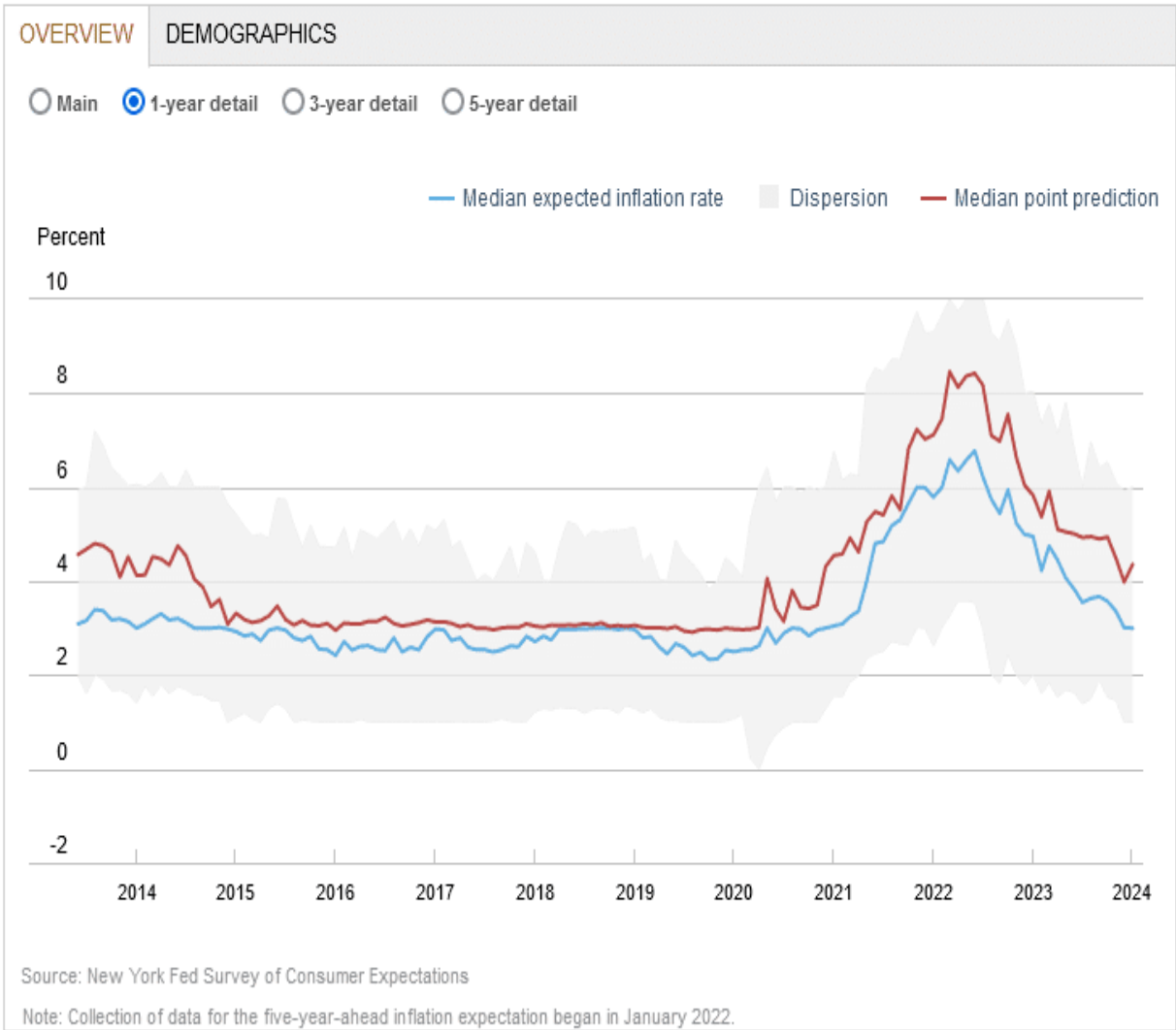
*?If supply-side factors appear to be contributing meaningfully to disinflation, what role has monetary policy played and how is it affecting the economy now? Monetary policy has played an enormously important role in keeping long-run inflation expectations anchored. It is hard to overstate how important that is for ultimately achieving the soft landing we are all aiming for.?*

The New York Fed's latest inflation expectations survey shows inflation expectations are falling. The first graph shows that expectations for inflation a year from now are closing in on pre-pandemic levels. The three-year inflation expectations have now fallen below pre-pandemic levels, with the low range of those surveyed expecting zero inflation.



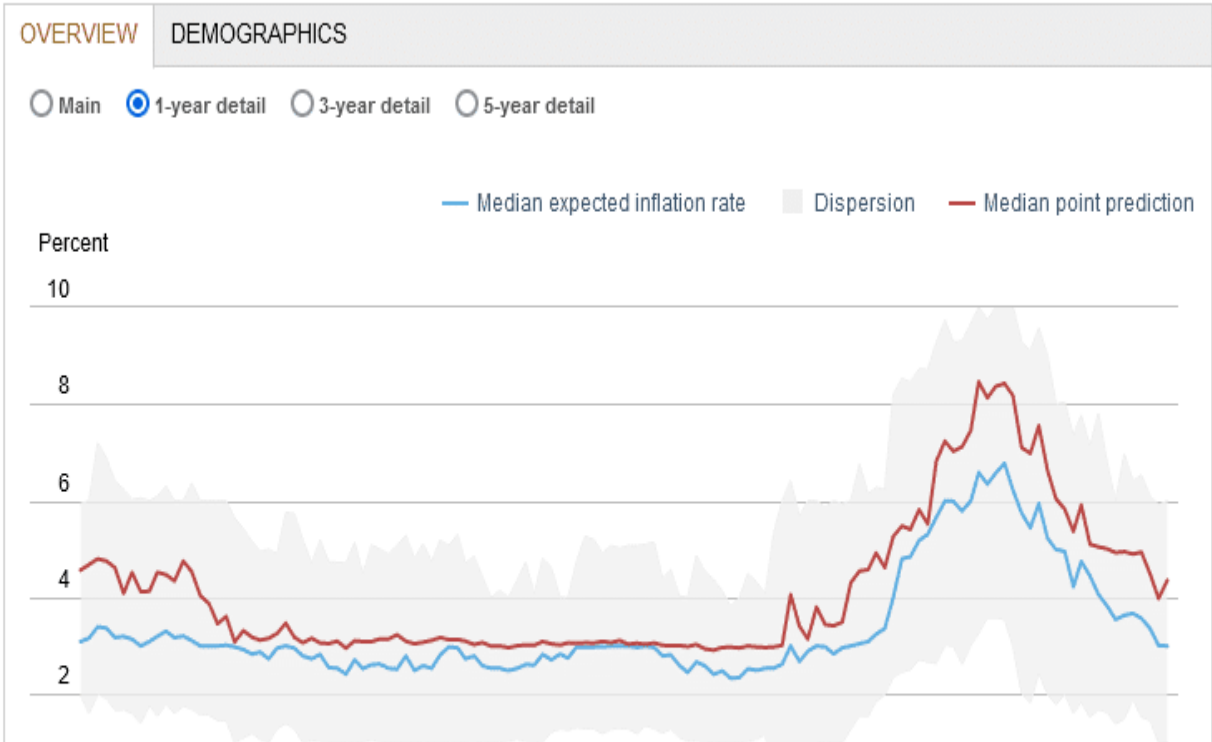
# Inflation expectations

One-year ahead



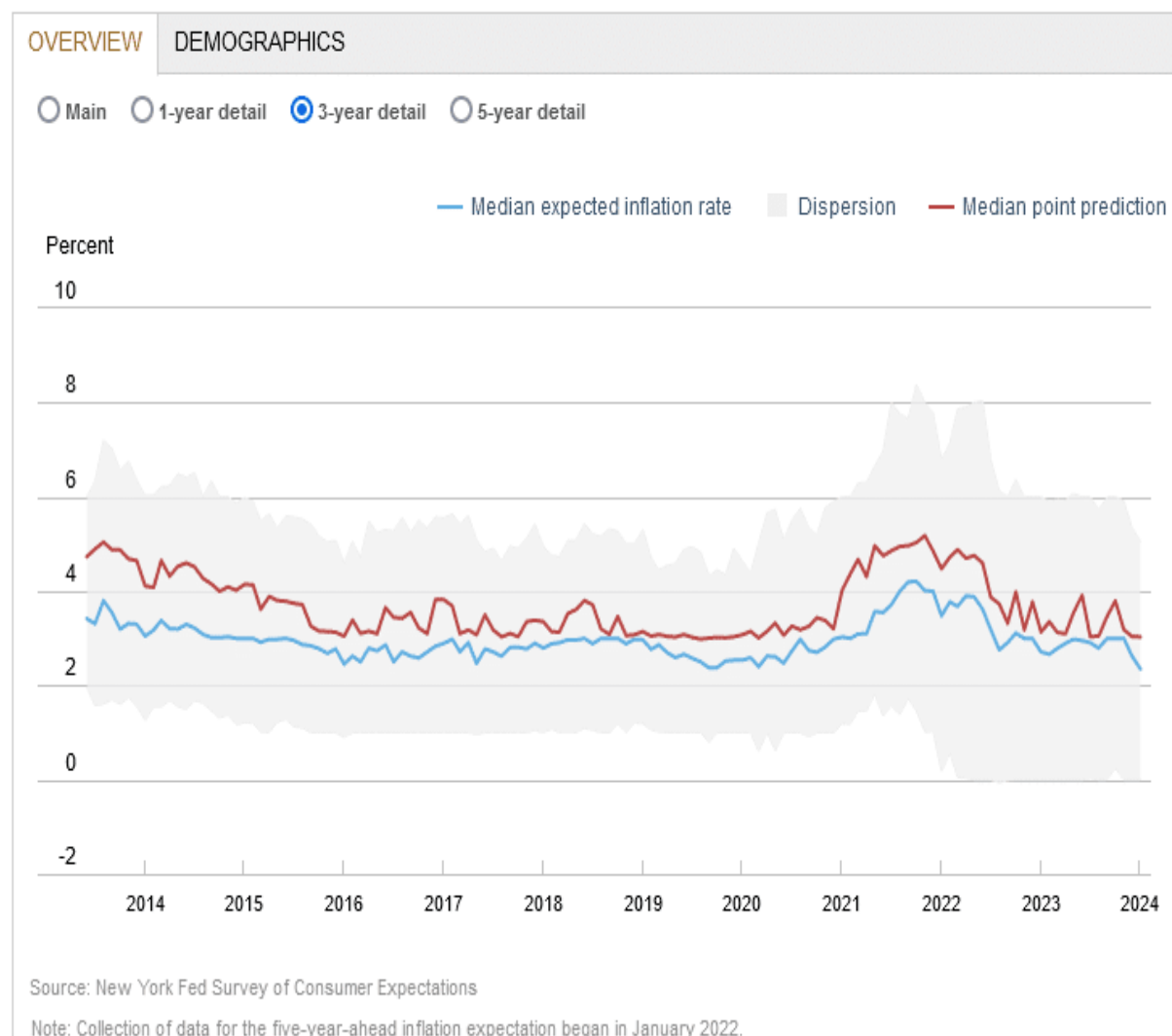
# Inflation expectations

One-year ahead



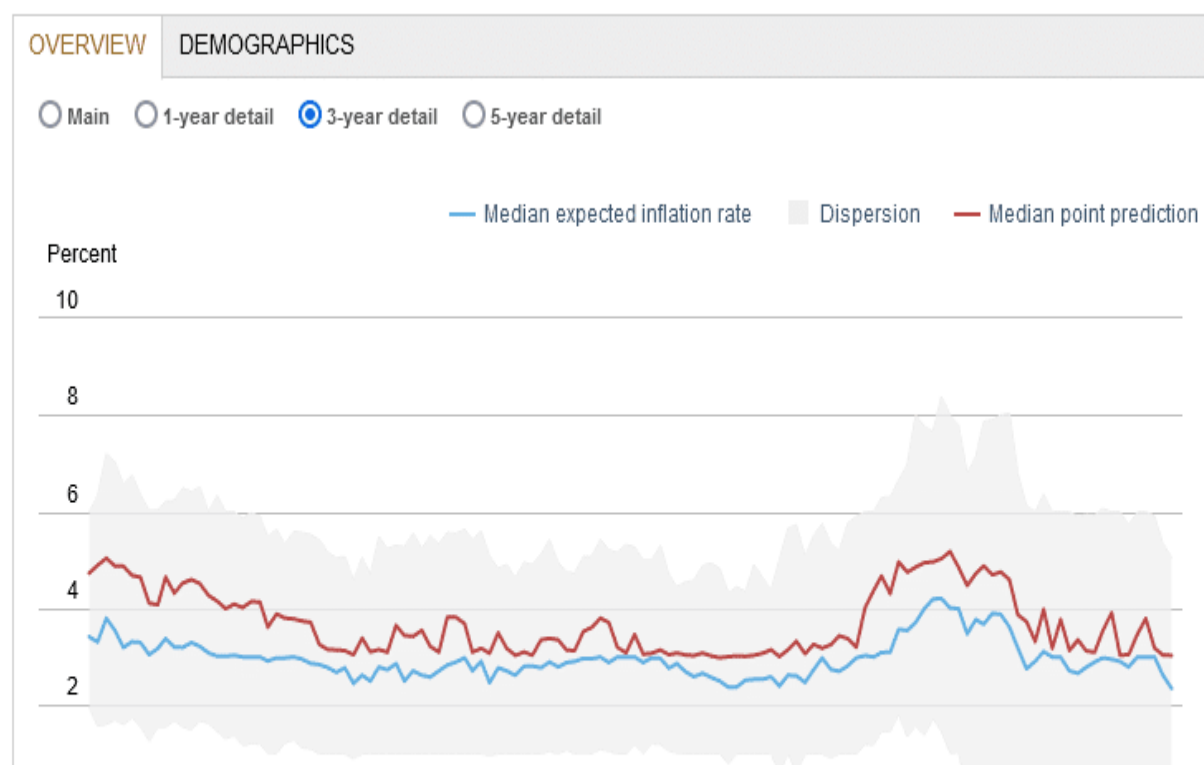
# Inflation expectations

Three-year ahead



# Inflation expectations

Three-year ahead



## Citi Says \$3000 Gold is Possible In 2025

Analysis by Aakash Doshi, head of commodities research at Citibank, points to three catalysts that could significantly propel the price of gold. CNBC below summarizes his justifications for a 50% increase in gold in such a short period.

- The most likely wildcard path to \$3,000/oz gold is a rapid acceleration of an existing but slow-moving trend: de-dollarization across Emerging Markets central banks that in turn leads to a crisis of confidence in the U.S. dollar, Citi analysts, including Doshi, wrote in a recent note.
- Another trigger that could drive gold to \$3,000 would be a deep global recession that could spur the U.S. Federal Reserve to cut rates rapidly. That means the brakes have been cut, not to 3%, but to 1% or lower that will take us to \$3,000, Doshi said, noting that this is a low probability scenario.
- Stagflation – an increasing inflation rate, slowing economic growth, and rising unemployment – could be another trigger, though Doshi said there's a very low probability of such a scenario.



---

## Tweet of the Day



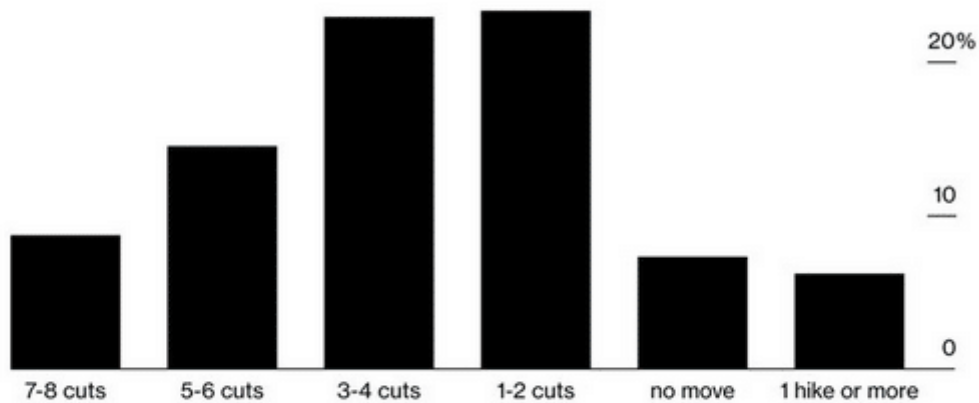
**Markets & Mayhem**  @Mayhem4Markets · 1h

...

Markets now see a small chance of a rate HIKE by the Fed

### Option Markets See Small Chance of Rate Hike

Implied probability of Fed policy path by December based on SOFR options



Source: Atlanta Fed's Market Probability Tracker  
Note: data as of Feb. 15



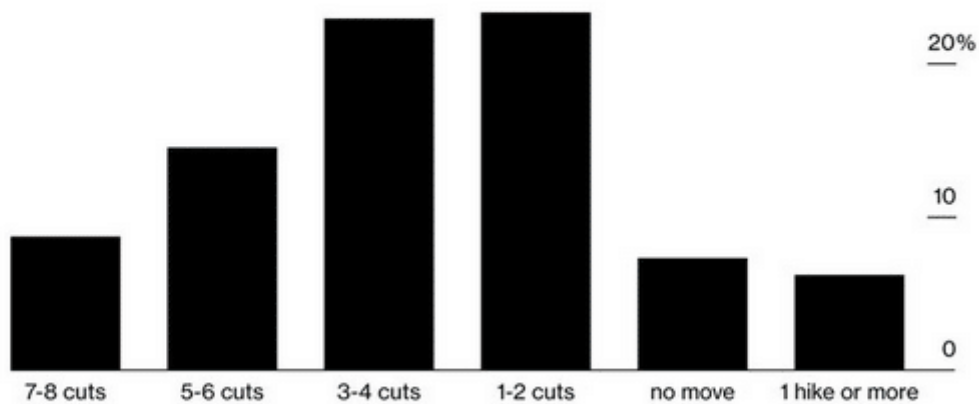
**Markets & Mayhem**  @Mayhem4Markets · 1h

...

Markets now see a small chance of a rate HIKE by the Fed

### Option Markets See Small Chance of Rate Hike

Implied probability of Fed policy path by December based on SOFR options



Source: Atlanta Fed's Market Probability Tracker  
Note: data as of Feb. 15

?Want to have better long-term success in managing your portfolio? Here are our [15-trading rules for managing market risks.](#)

Please [subscribe to the daily commentary](#) to receive these updates every morning before the opening bell.

*If you found this blog useful, please send it to someone else, share it on social media, or contact us to set up a meeting.*

Post Views: 1

2024/02/21

[> Back to All Posts](#)